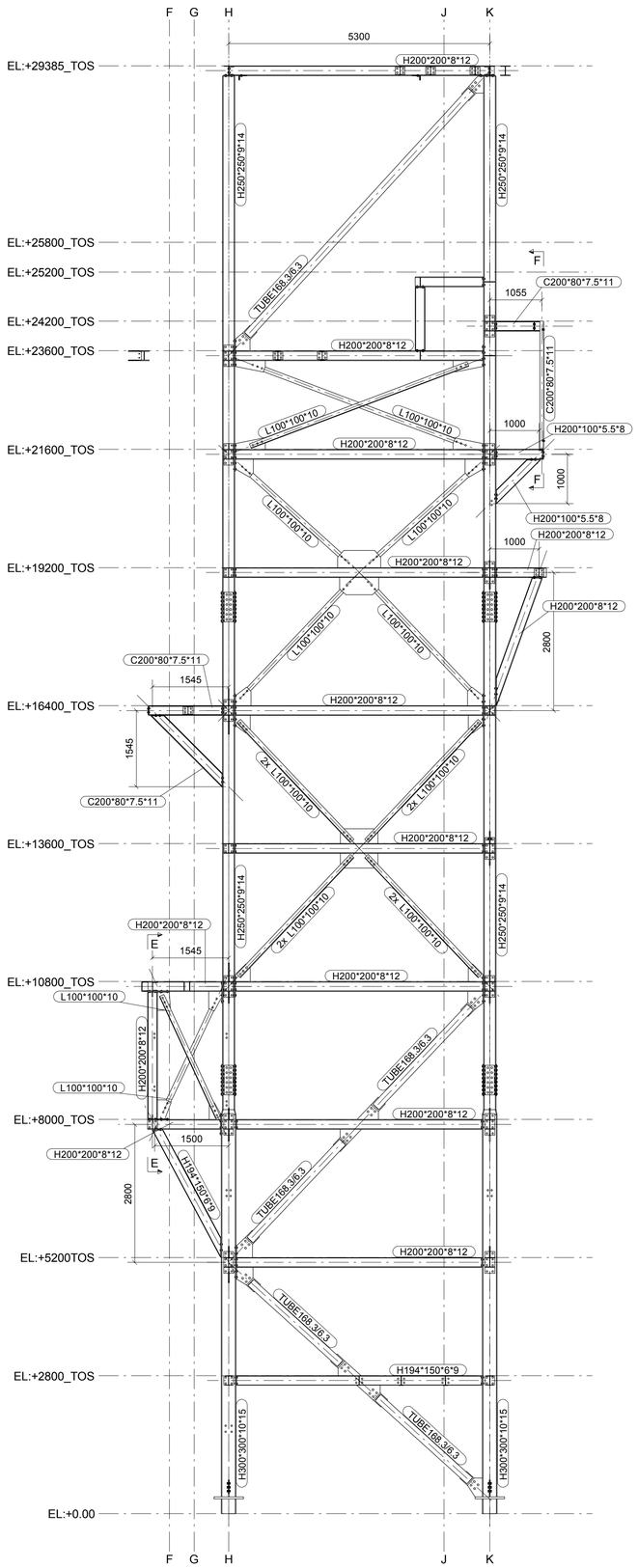

AXIS 4'
1:60

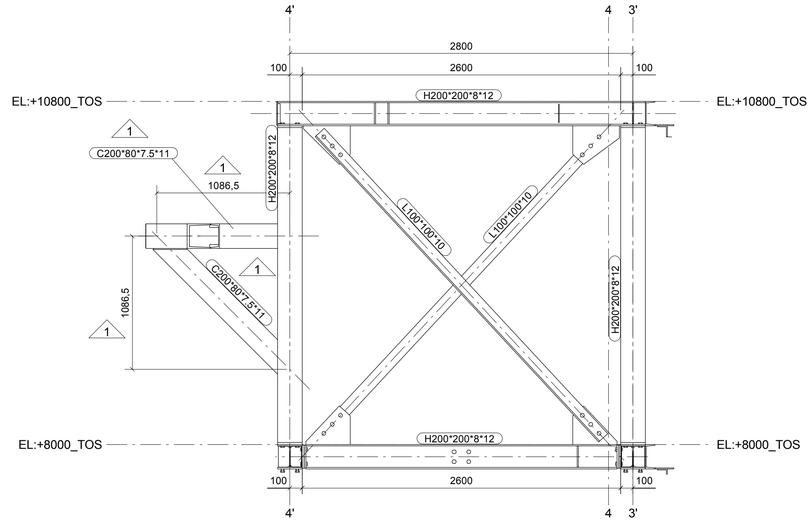

Section E - E
1:25

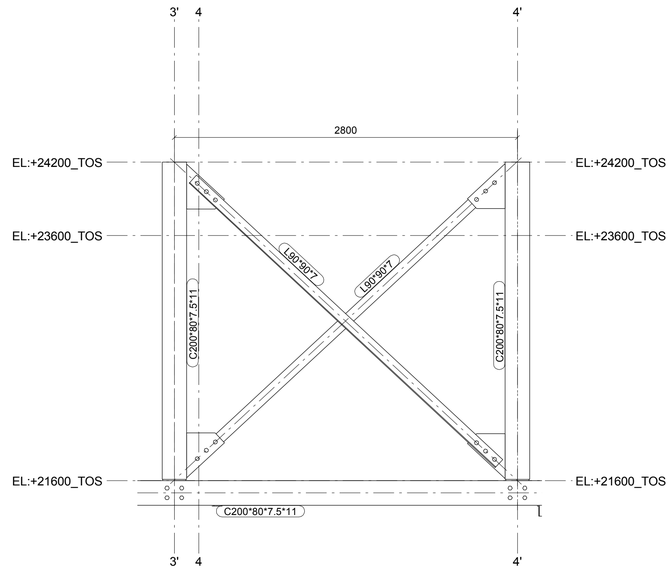

Section F - F
1:25

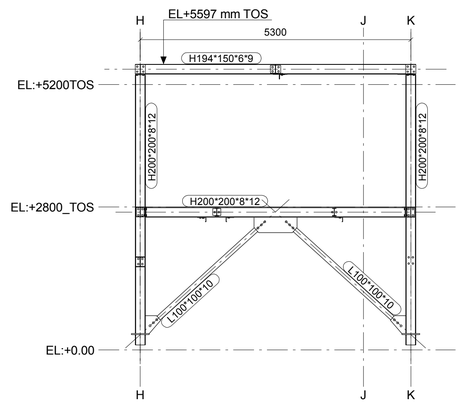

AXIS BETWEEN 5 AND 6
1:60

GENERAL NOTES

-Quantities on this drawing are for one boiler, only for 1 required.
-Minimum welding thickness A=6, U.O.N.
-All welds shall be continuous U.O.N.
-Field weld preparation in workshop.
-All dimensions in mm.
-Material for all parts acc. SM400B U.O.N.
-Material equivalents allowed only after NEM confirmation.
-All primary beams, girders and bolts/nuts/washers to be delivered with Type B certificate . as per 3.1 of EN10204:2004, all others Type A as per 2.2.
-Beams, stiffeners etc, to be provided with drain holes D-min=30mm to avoid water accumulation.
-Scope includes bolts, nuts, washers, incl. 5% spare.
-Minimum 2 ventholes D=10mm per gastight enclosed section of pipe or (square) tube.
-Painting according -784-01.
-Project specification for fabrication and supply of non-pressure parts see doc. -309-00.
-Project specification requirements for non-pressure parts manufacturing . see doc. -309-10 (AWS).
-Project specification fabrication tolerances see doc. -309-01.
-Project specification detailed engineering for non-pressure parts see doc. -300-00.
-General details platforms, stairs, railing and ladders -320-03.
-Ladder back fall protection where needed acc. -320-03.
-Details provided in Tekla model.

WELD SYMBOLS ACC. TO AWS A2.4-20

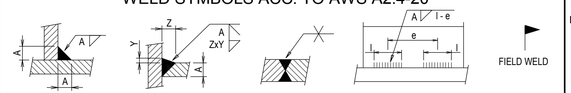

Abbreviations

AB	ANCHOR BOLTS	MC	MOMENT CONNECTION
BOB	BOTTOM OF BASEPLATE	TOC	TOP OF CONCRETE
BOP	BOTTOM OF PIPING	TOG	TOP OF GRATING
BOS	BOTTOM OF STEEL	TOS	TOP OF STEEL
CTC	CENTER TO CENTER	UON	UNLESS OTHERWISE NOTED
CL	CENTER LINE	U/I	UPTO AND INCLUDING

GENERAL ARRANGEMENT SOOTBLOWER BOILER PLATFORMS

Drawing Number | Discription

REFERENCE DRAWINGS

Stamp Area

DOCUMENT CLASS :
ISSUE PURPOSE :
RESULT CODE : A, B, R, F
NEXT STATUS : FA, FR, FI, FC, AB
RESUBMISSION DATE :
RESPONSIBLE DEPT./PERSON :
Review Date:
A: Approved without Comment; B: Approved with Minor Comment
R: Not Approved; F: Not Subject to Review

Approval or review hereunder shall not be construed to relieve Vendor / Subcontractor of his responsibilities and liability under the Contract.

Purchaser DOC. No.	ORIG.	PURCHASE ORDER NO.	SERIAL	REV.
	V			1

REVISION DESCRIPTION	DESIGNATION	ITEM NUMBER	CLIENT
UPDATED			PROJECT
			PDM NR.

3RD PARTY			
REVIEW A1			
APPROVED	AWIT		05.11.2014
CHECK 2	TSCH		05.11.2014
CHECK 1	DELS		05.11.2014
ISSUED	JBOG		05.11.2014
	NAME	SIGN	DATE
Internal Drawing Status			

TITLE
GENERAL ARRANGEMENT
PLATFORMS AXIS 4'
AXIS BETWEEN 5 AND 6

PROJECTION METHOD	FORMAT	SCALE
	A1	
	SHEET 1 / 1	

COPYRIGHT ACCORDING TO ISO 16016

PROJECT	PBS	DRAWING NUMBER	REV
	320	15-014	1

NEM OUR ENERGY. YOUR POWER

form: A1 (841x594 mm)

Tekla Structures
NEM Energy bv, Industrial and Utility Boilers, Industrieplein 1, 7553 LL, Hengelo, The Netherlands