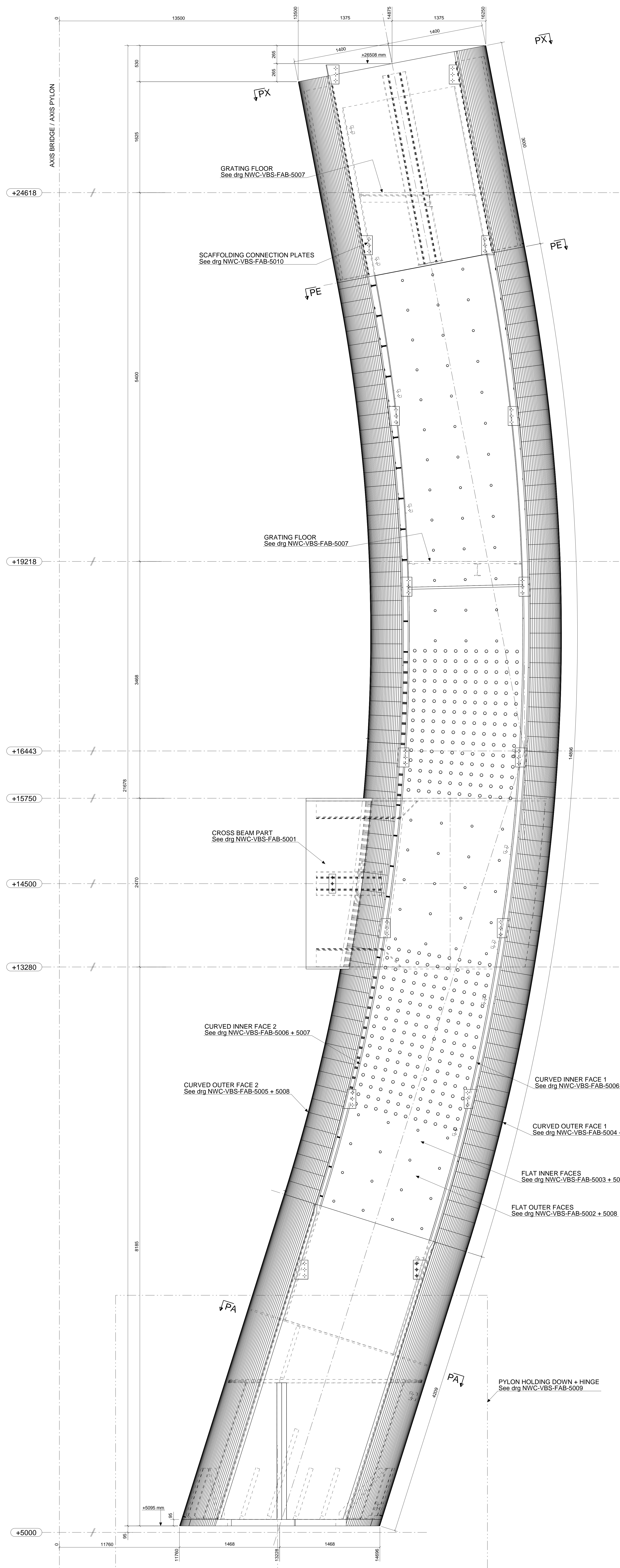
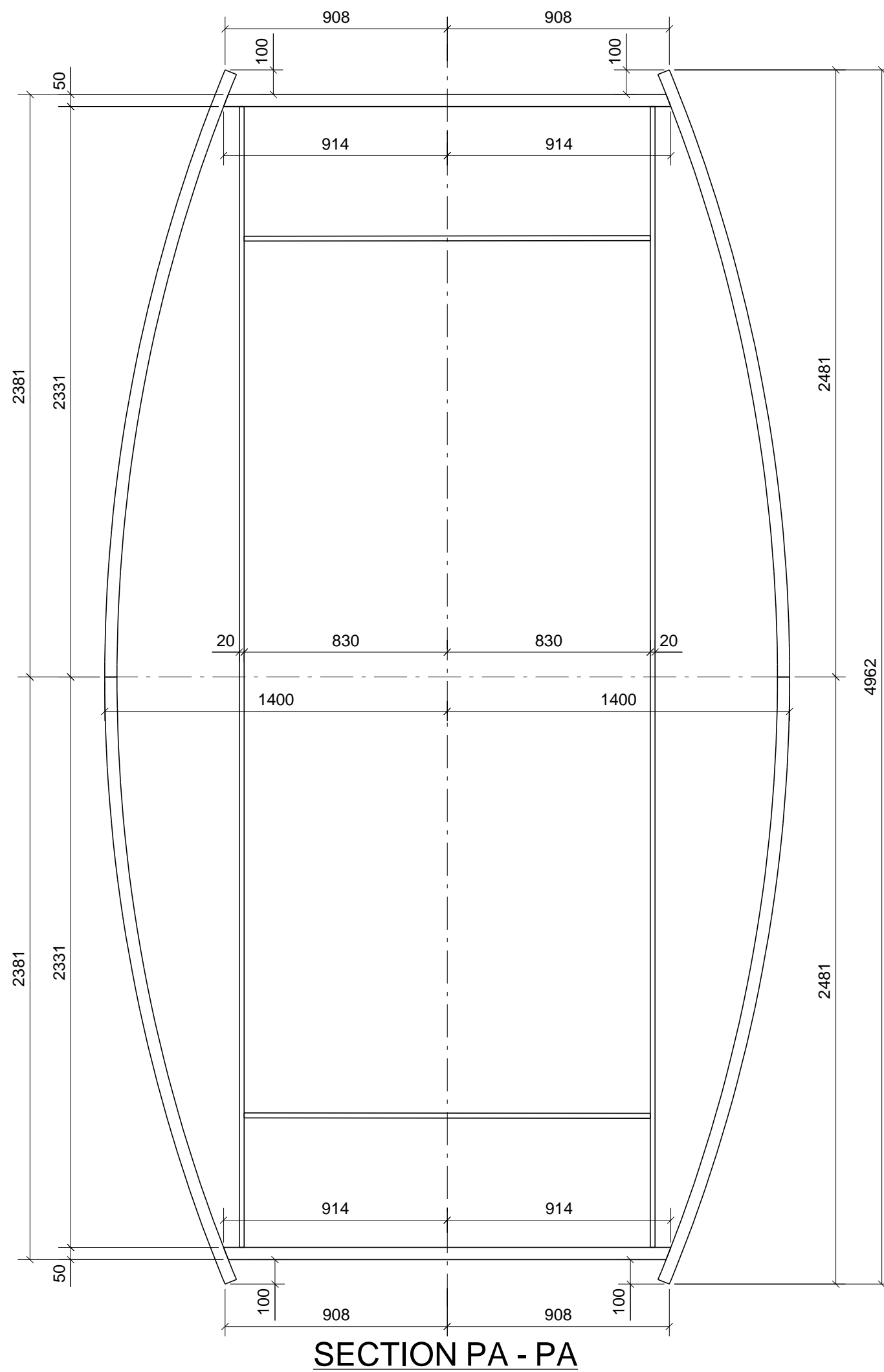
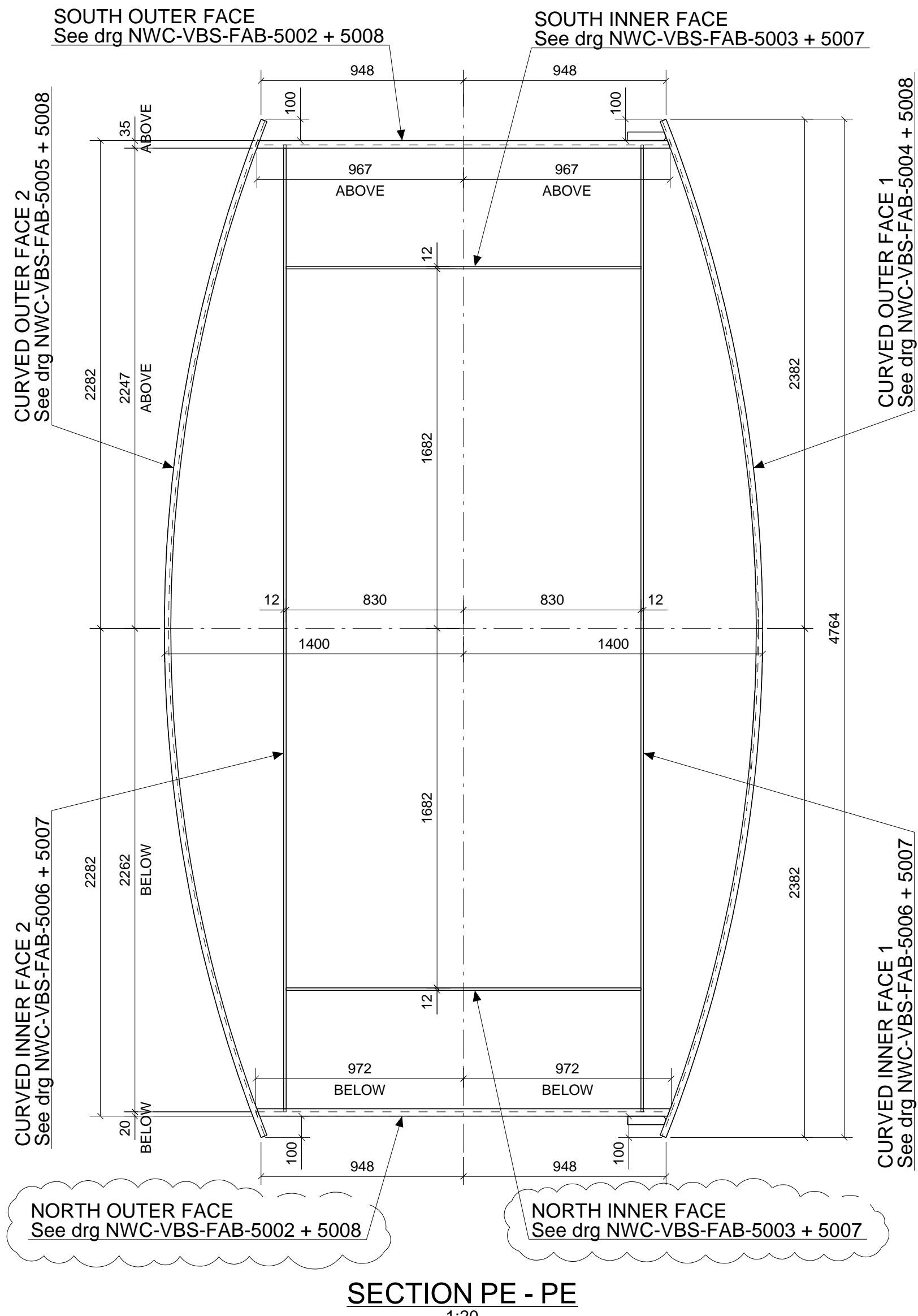
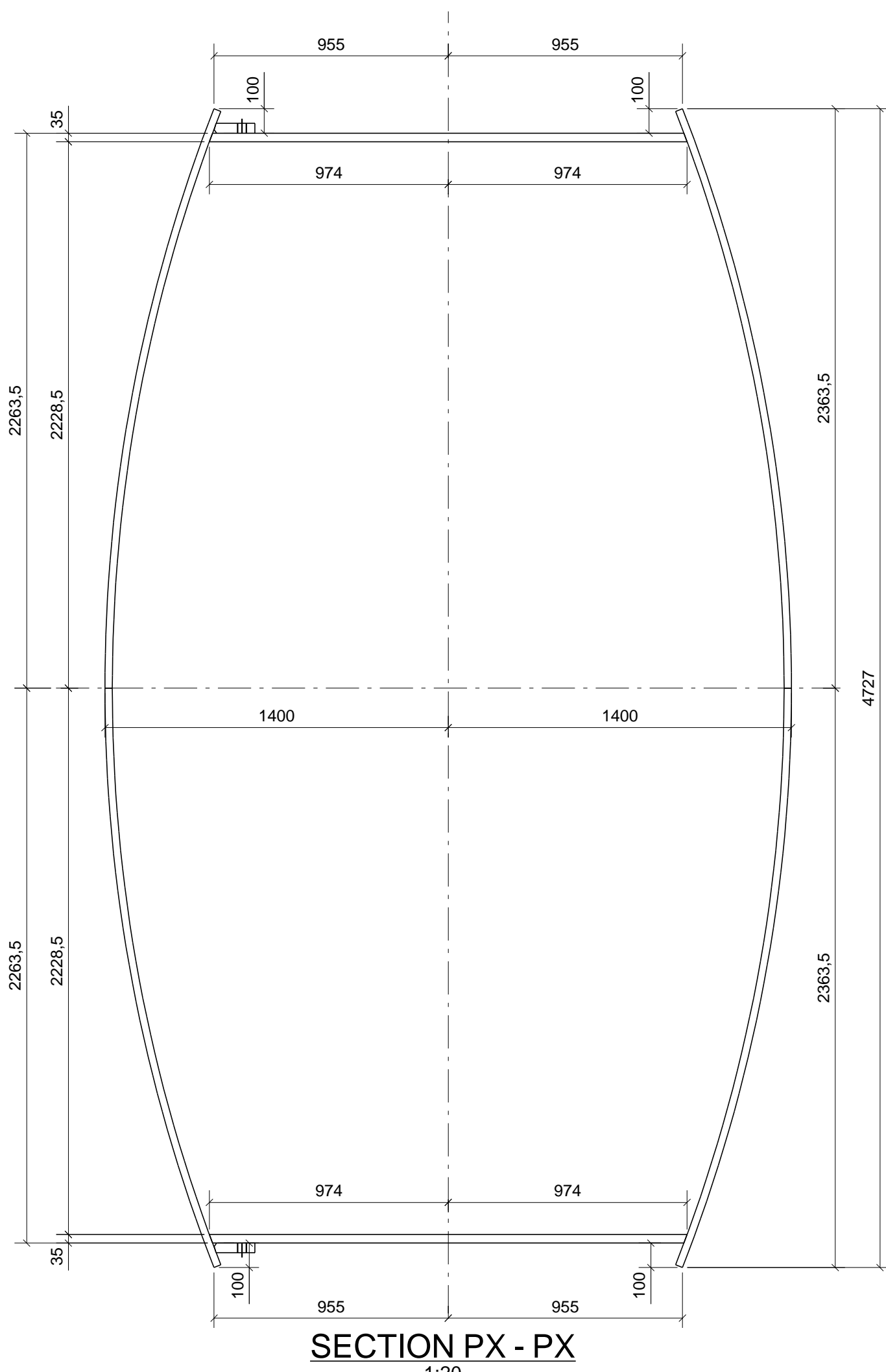
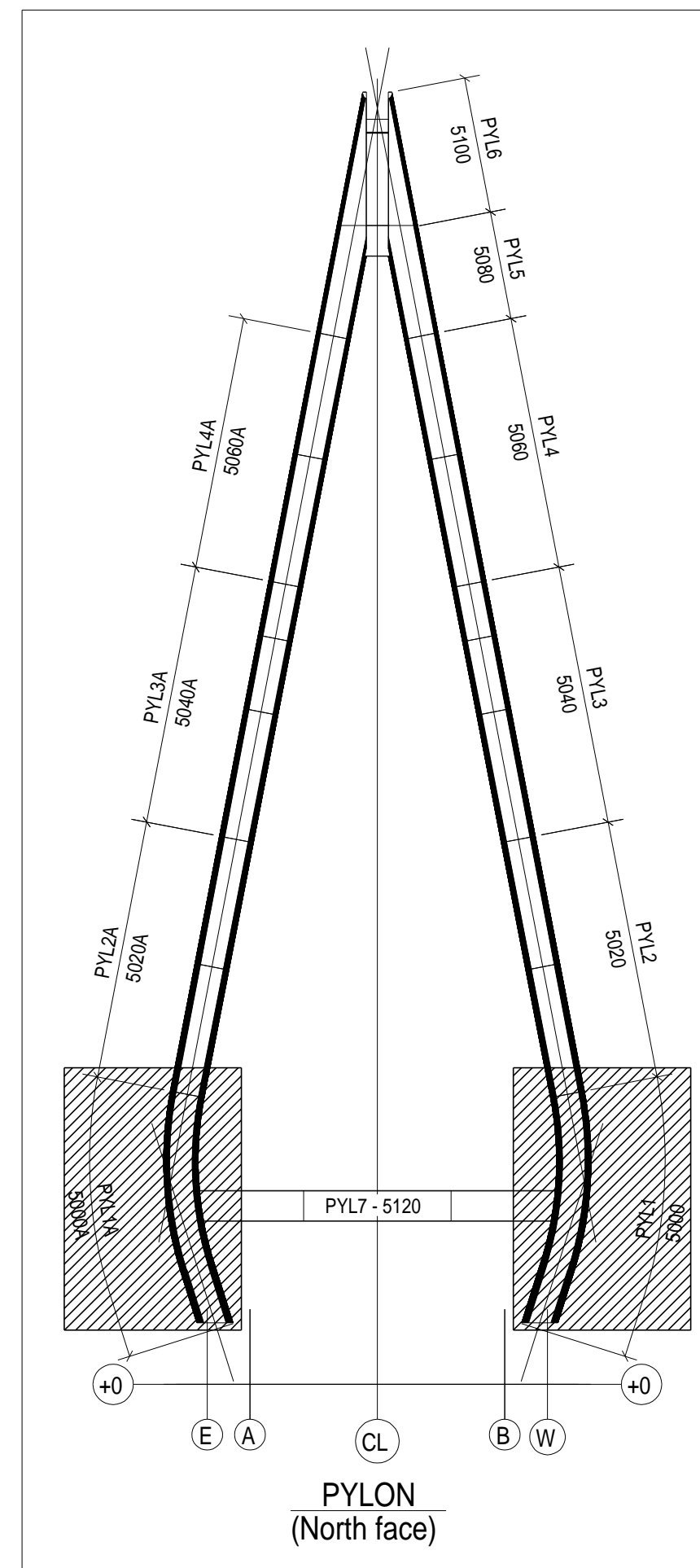


NOTE
 Assembly 5000 - PYL1 : manufactured as designed
 Assembly 5000A - PYL1A : manufactured as mirror image
 All pieces are designed for the assembly without "A".
 The pieces for the assembly with "A" are manufactured
 as mirror image and "A" is added to the part number.

NOTE
 Shear studs omitted for clarity

Pylon Cross beam steelwork:
 For plate thickness t, for pylon cross beam outer plates:
 t<30mm S355K2+N; t>30mm S355ML
 For plate thickness t, for all other non-cold formed pylon cross beam plates:
 t<30mm S355J2+N; 30<t<40mm S355K2+N; t>40mm S355ML
 For trapezoidal stiffeners: S355J0+C

General notes:
 (unless indicated otherwise)
Structural steel grades according to EN 10025:
 Pylon steelwork: (Pylon Crossbeam : see additional note)
 For plate thickness t, for pylon outer plates:
 t<25mm S355J2+N; 25<t<30mm S355K2+N; t>30mm S355ML
 For plate thickness t, for all other non-cold formed pylon plates:
 t<35mm S355J2+N; 35<t<45mm S355K2+N; t>45mm S355ML
 For trapezoidal stiffeners: S355J0+C
Deck steelwork:
 For plate thickness t, for main girder plates and anchorage console plates:
 t<30mm S460M; t>30mm S460ML
 For plate thickness t, for cross girder plates:
 t<40mm S355J2+N; t>40mm S355M
 For all stiffeners: S355J2+N
Z-quality: see indication on drawing
Shear studs: S235J2+N+C450 (diameter and length: see indication on drawing)
Welding:
 All outside welds shall form a continuous seal
 All weld sizes: number indicates throat size (a=...)
Execution class:
 EXC3 according to BS EN 1090-2
 EXC4 according to BS EN 1090-2 for cable anchorage consoles,
 bearing arrangements and pylon base connection (as indicated on drawing)



Drawing Title:		PYLON PART PYL1 + PYL1A	
Project Title:		Sunderland Strategic Transport Corridor NEW WEAR CROSSING	
Client:		Sunderland City Council	
Design/Drawn:		B U R O U A P P O I N T E N G I N E E R I N G	
Checked:		explorations architectural	
Approved:		SJP	
Date:		14.03.2016	
Rev:		A Final Issue - For Review	
Description:		25.04.2016	
By:		LDP	
CHK:		APP	
Scale:		1:20	
Drawing No.:		NWC-VBS-FAB-5000	