FOR GENERAL INFORMATION SEE DRAWING C-01-830697-141-1430-452-0001

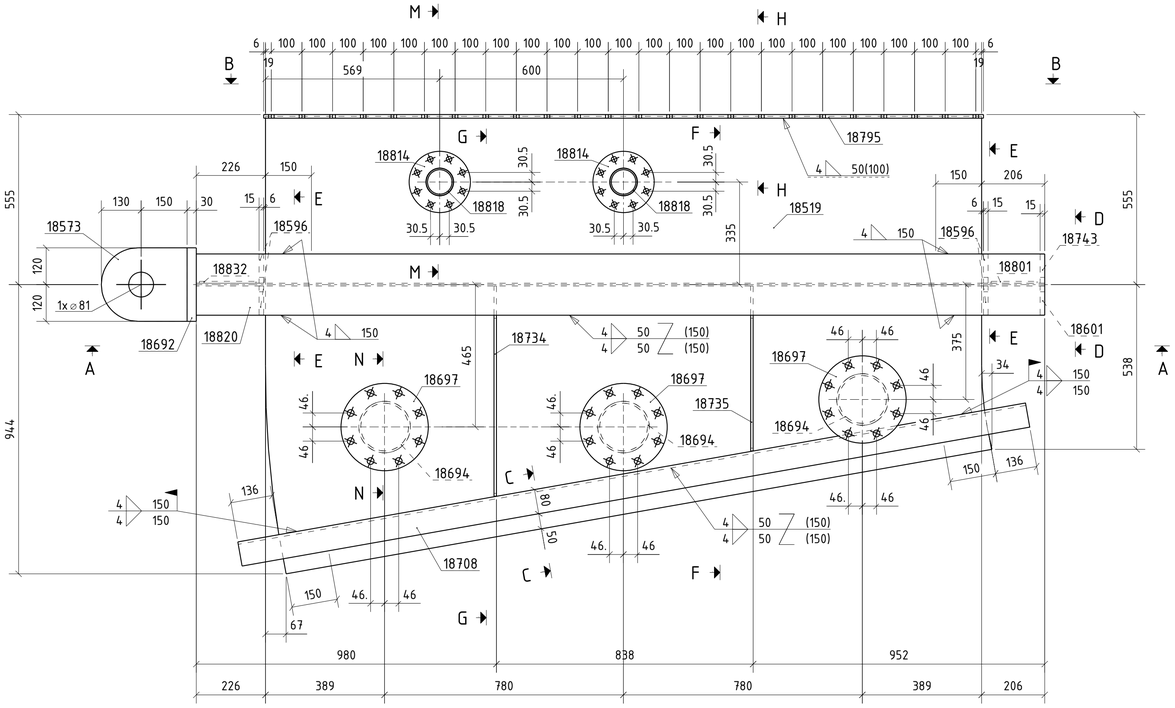


A-A
1:10

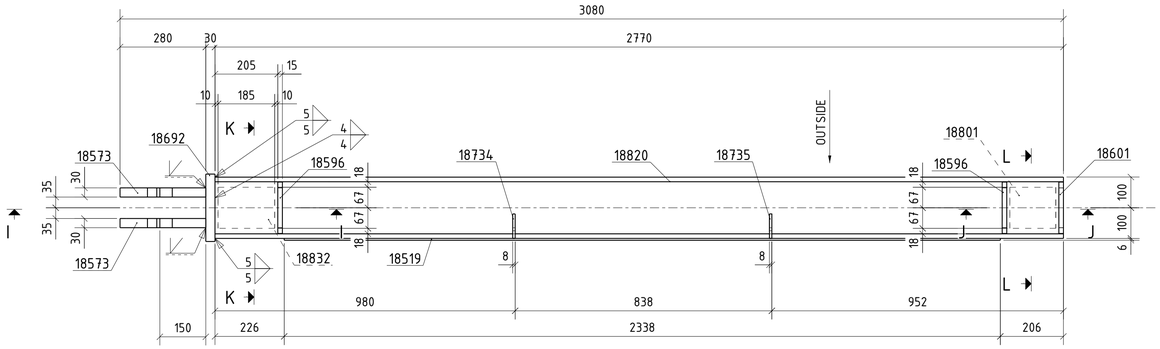


B-B
1:10

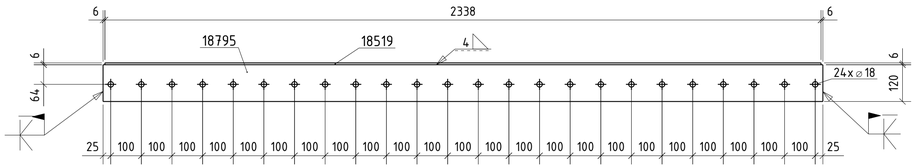


C-C
1:10

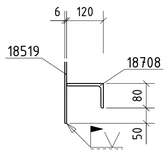


D-D
1:10

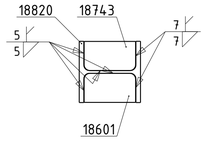


E-E
1:10

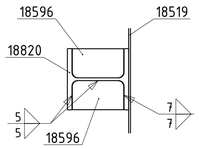


F-F
1:10

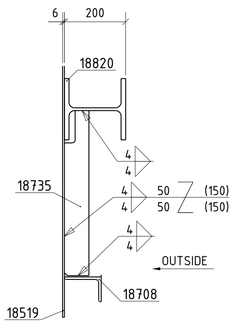


G-G
1:10

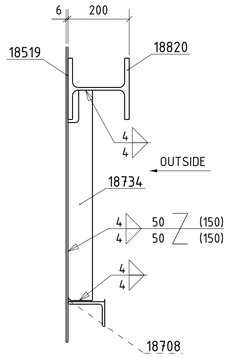


H-H
1:5

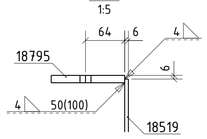


K-K
1:5

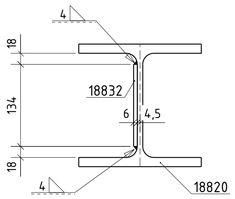


I-I
1:5

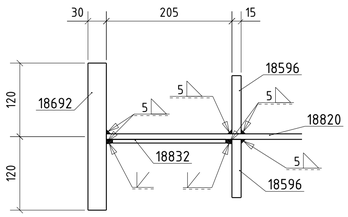


J-J
1:5

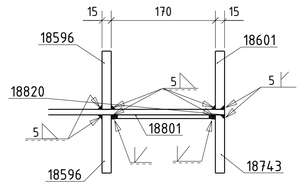


L-L
1:5

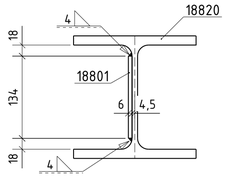


M-M
1:10

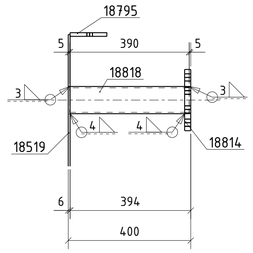


N-N
1:10

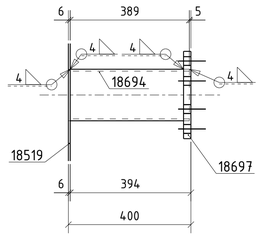


## TYPICAL DETAIL TD1

## ARRANGEMENT OF INSULATION PINS

THE ISOLATION PIN IS TO BE WELDED ON THE EXTERNAL SIDE OF THE RAWGASDUCT FROM GGH TO ABSORBER IN THE WORKSHOP

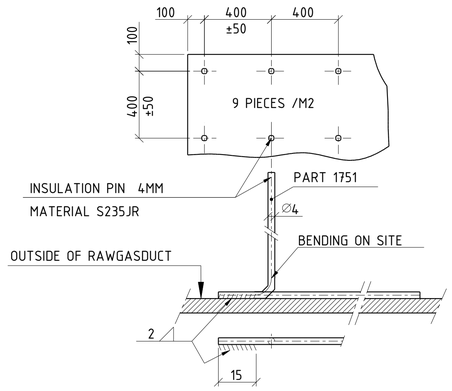


ASSEMBLY Nr. 1620 QUANTITY 1

| POSITION | QUANTITY | PROFILE | LENGTH | MATERIAL | WEIGHT |
|---|---|---|---|---|---|
| 18519 | 1 | PL6*1493 | 2372 | S235JR | 138.9 |
| 18573 | 2 | PL30*240 | 280 | S235JR+Z15 | 28.7 |
| 18596 | 4 | PL15*95 | 168 | S235JR+Z15 | 7.4 |
| 18601 | 1 | PL15*95 | 168 | S235JR+Z15 | 1.9 |
| 18692 | 1 | PL30*220 | 240 | S235JR+Z15 | 12.4 |
| 18694 | 1 | PIPE 168.3*6.3 | 390 | S235JR | 9.4 |
| 18694 | 2 | PIPE 168.3*6.3 | 389 | S235JR | 18.7 |
| 18697 | 3 | DN150/PN10 | 24 | S235JR | 35.1 |
| 18708 | 1 | L120*80*8 | 2611 | S235JR | 31.9 |
| 18734 | 1 | FL80*8 | 686 | S235JR | 3.2 |
| 18735 | 1 | FL80*8 | 539 | S235JR | 2.5 |
| 18743 | 1 | PL15*95 | 168 | S235JR+Z15 | 1.9 |
| 18795 | 1 | FL120*12 | 2350 | S235JR | 26.6 |
| 18801 | 1 | PL6*134 | 150 | S235JR | 0.9 |
| 18814 | 2 | DN80/PN10 | 20 | S235JR | 7.6 |
| 18818 | 2 | PIPE 88.9*4.5 | 390 | S235JR | 6.6 |
| 18820 | 1 | HEB200 | 2770 | S235JR | 169.8 |
| 18832 | 1 | PL6*134 | 185 | S235JR | 1.2 |
| | | | | SUM | 504.6 |

| REV. | MODIFICATION | DATE | PREPARED | DATE | CHECKED | DATE | RELEASED |
|---|---|---|---|---|---|---|---|
| - | FIRST ISSUE | 12.09.2018 | HOVEZAK | 12.09.2018 | Maivald | 12.09.2018 | Schwindsackl |

PROJECT: Seawater FGD Absorber Unit 3
PLANT: Vasilikos Power Station - SWFGD Vasilikos U3
PART:
PROJECT Nr: C-01-830697-141-1430-452
MAIN PROFILE: PL6*1493
DRAWING Nr:
ASSEMBLY Nr: 1620
REV.: -
SCALE: 1:10 1:5
FORMAT: A1


Allcons Industry s.r.o.
Office
U Buhara 3
110 00 Praha 1
Czech Republic
tel.: +420 242 488 231
fax: +420 242 436 962
e-mail: allcons@allcons.cz


Tekla Structures