Verankerungslänge für konstruktive Klammern: 40 A

BIEGESCHEMA MIT BIEGEFORMEN

Posnr	Diameter	Anzahl	Qualität	Länge	Biegeform
W29	6	1	B500A/B	865	865
W135	6	2	B500A/B	533	533
W196	10	1	B500A/B	3020	3020
W197	8	2	B500A/B	980	980
WK43	10	2	B500A/B	3020	3020
WX13	10	1	B500A/B	3020	3020
BX1	6	1	B500A/B	795	222 63° 131 470 95 131 95 63° 117°
BX2	6	1	B500A/B	821	235 63° 131 184 63° 131 95 117° 95
BX3	6	2	B500A/B	847	117° 131 95 249 196 63° 63° 95
BX4	6	2	B500A/B	874	63° 117° 131 95 63° 131 210 95 262
BX5	6	2	B500A/B	901	63° 117° 131 95 63° 131 223 95 275
BX6	6	2	B500A/B	927	63° 117° 131 95 63° 131 237 95 288
BX7	6	2	B500A/B	952	63° 117° 131 95 63° 131 249 95 300
BX8	6	2	B500A/B	975	63° 312 63° 130 95 260 117° 131
BX9	6	2	B500A/B	999	63° 324 63° 130 95 272 117° 131
BX10	6	1	B500A/B	1033	341 131 290 63° 63° 131 95 117° 95
BX11	6	1	B500A/B	1115	117° 95 131 95 63° 131 130 63° 131 382
BX12	6	1	B500A/B	1067	63° 358 63° 130 95 306 117° 131
BX13	6	1	B500A/B	1029	63° 339 63° 130 95 287 117° 131
BX14	6	1	B500A/B	1076	362 131 311 63° 63° 131 95 117° 95
BX15	6	9	B500A/B	1045	95 130 95 335
BX16	6	7	B500A/B	1055	95 340 95 130
H7	6	1	B500A/B	868	116 391
H8	6	1	B500A/B	1537	116 725
H9	6	1	B500A/B	708	116 311
H22	6	1	B500A/B	759	116 336
H47	6	2	B500A/B	855	350 69 77
H107	6	1	B500A/B	968	450 117° 131 400 63°
H108	6	1	B500A/B	868	117° 400 131 350 63°
H109	6	1	B500A/B	668	117° 300 131 250 63°
H114	6	1	B500A/B	1368	650 117° 131 600 63°
H115	6	1	B500A/B	768	117° 350 131 300 63°
H116	6	1	B500A/B	1168	550 117° 131 500 63°
H117	6	4	B500A/B	886	116 400
HH2	6	1	B500A/B	460	89° 89 91° 200
HK13	6	1	B500A/B	768	300 63° 131 350 117°
HK14	6	1	B500A/B	668	250 63° 131 300 117°
HK15	6	1	B500A/B	768	350 63° 131 300 117°
HX1	6	1	B500A/B	1172	550 102
HX5	6	3	B500A/B	1159	550 89
HX6	6	3	B500A/B	1151	550 81
HX12	6	1	B500A/B	1150	550 80
HX13	6	1	B500A/B	1115	550 45
HX14	6	3	B500A/B	1200	130 550
HX15	6	2	B500A/B	768	300 63° 131 350 117°
HX16	6	1	B500A/B	668	250 63° 131 300 117°
W10	6	4	B500A/B	305	150 153° 150
W11	6	4	B500A/B	310	150 168° 150
W229	6	1	B500A/B	2358	3° 159 4° 1350 205 156 154 170 8° 6° 162 3° 7° 7°
W230	6	1	B500A/B	2508	150 159 3° 203 156 154 170 6° 6° 162 3° 4°
WX1	6	2	B500A/B	885	450 450
WX3	10	2	B500A/B	974	500 500
WX4	6	1	B500A/B	1085	550 550
WX5	6	7	B500A/B	975	450 540
WX14	6	1	B500A/B	985	500 500

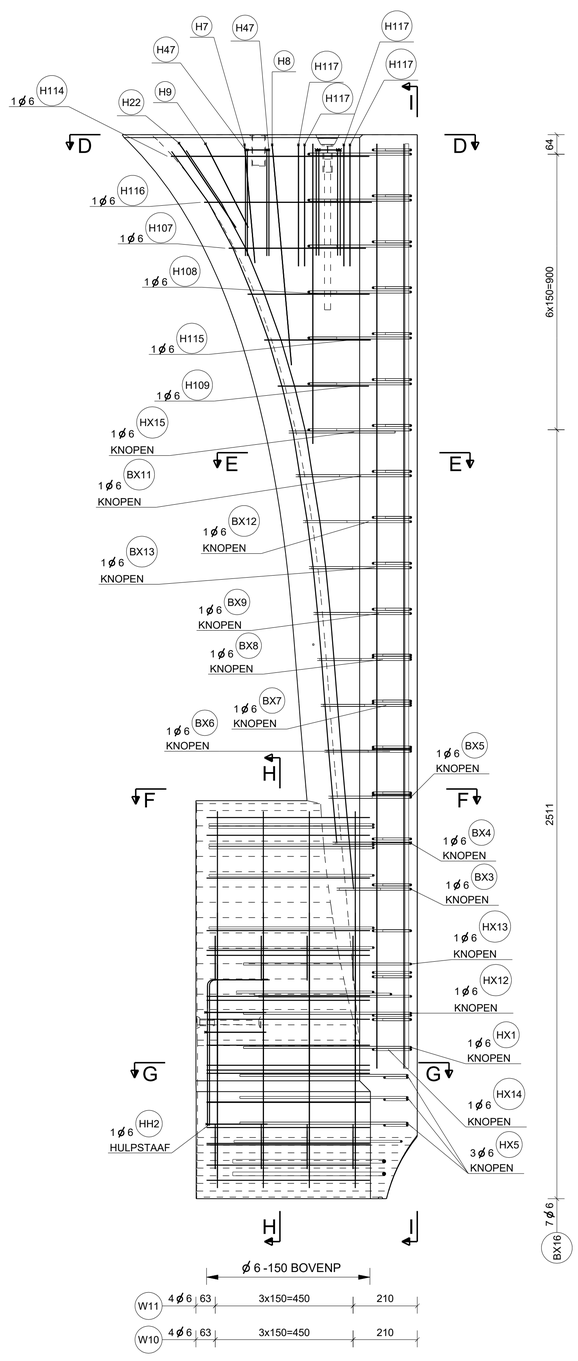

ANSICHT

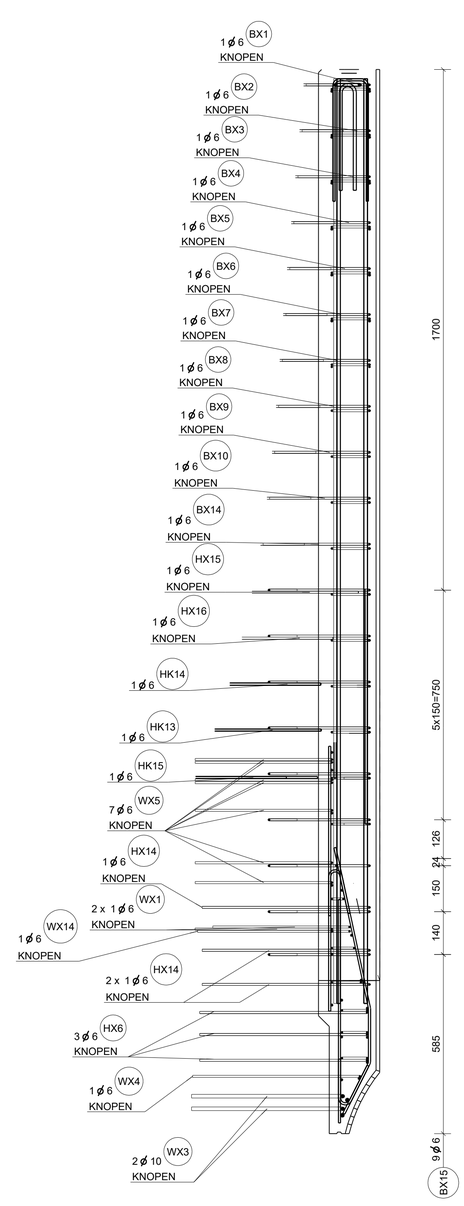

Schnitt I - I

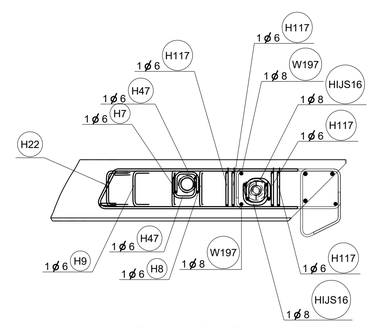

Schnitt D - D

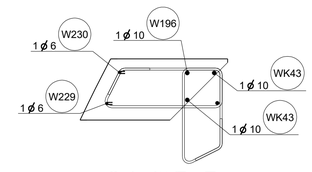

Schnitt E - E

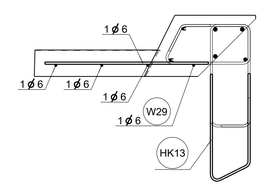

Schnitt F - F

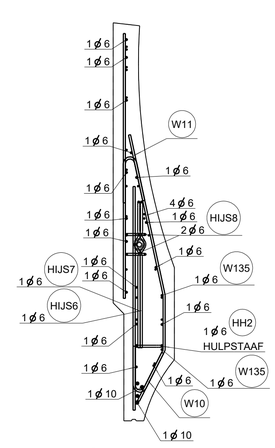

Schnitt H - H

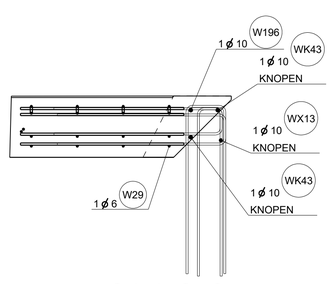

Schnitt G - G

Lose Bewehrung hinzufügen

Posnr	Diameter	Anzahl	Qualität	Länge	Biegeform
HIJS6	6	1	B500A/B	674	49 104 34° 31 30 64° 31° 200
HIJS7	6	1	B500A/B	674	34° 49 104 30 64° 200 31°
HIJS8	6	2	B500A/B	438	88° 88 200 92°
HIJS16	8	2	B500A/B	841	350 72 80

Betondeckung: 30mm

Projekt: Heidelberg Cement
Heidelberg

Phase: Entwurf für Ausführung

Teil: AS BUILT

Maßstab:

Zeichner: jdv

Datum: 19-12-18

BYLDIS

prefab
postbus 221 5500 AE Veldhoven
T +31 (0)88 134 50 00
prefab@byldis.com
engineering
postbus 221 5500 AE Veldhoven
T +31 (0)88 134 50 00
engineering@byldis.com

Auftragsnum Z0148

Seitennumm PA0401 - 12

Fortschrit FÜR AUSFÜHRUNG