

LEVEL 125 - ZONE 320

1:100

PLEASE OBSERVE THAT COLUMN CENTREPOINTS CAN BE OFFSET FROM THE GRID INTERSECTIONS. REFER TO DETAILS A&B ON THIS PAGE FOR CLARIFICATION. PLEASE NOTE THAT THE LEVEL OF THE BASEPLATE VARIES BETWEEN TRANSPORT HALL AND HIGH BAY AREAS.

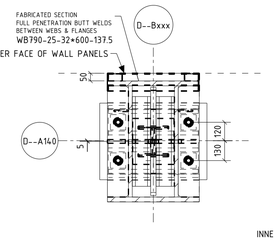

DETAIL A

THE CENTRE OF THE COLUMN IS SET 5mm FROM THE GRIDLINE D--A140 TOWARDS THE CENTRE OF THE HIGH BAY.

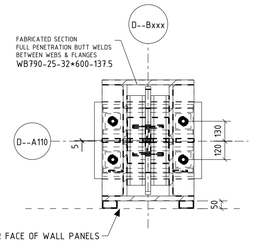

DETAIL B

THE CENTRE OF THE COLUMN IS SET 5mm FROM THE GRIDLINE D--A110 TOWARDS THE CENTRE OF THE HIGH BAY.

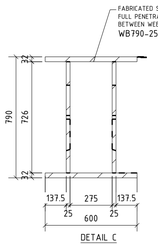

DETAIL C

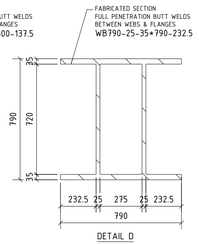

DETAIL D

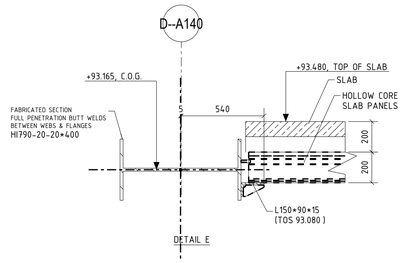

DETAIL E

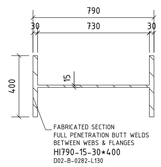

DETAIL F

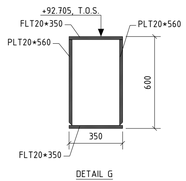

DETAIL G

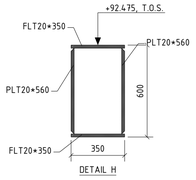

DETAIL H

SCALE 1:100

0 1 2 5 10

METER

GENERAL NOTES:

1. DO NOT SCALE FROM THIS DRAWING.
2. ALL STRUCTURAL ELEMENTS ARE CENTRED ON GRIDLINES OR EQUALLY SPACED BETWEEN MEMBERS / GRIDLINES, UNLESS NOTED OTHERWISE.
3. THIS DRAWING SHALL BE READ IN CONJUNCTION WITH ALL OTHER ARCHITECTURAL, MECHANICAL, ELECTRICAL, SERVICE AND STRUCTURAL DRAWINGS, SPECIFICATION, SCHEDULES, REPORTS AND ASSOCIATED DOCUMENTS.
4. SITE SURVEYS ARE TO BE UNDERTAKEN TO VALIDATE THE SETTING OUT AND SITE LEVELS.
5. REFER TO THE STEEL SPECIFICATION "K05-DT-DEDDDDD---STRUCTURAL STEEL SPECIFICATION D01 D02 D03" FOR FULL DETAILS OF MATERIAL AND WORKMANSHIP REQUIREMENTS, DESIGN CODES, STANDARDS, EXECUTION CLASS, TOLERANCE, AND FIRE AND CORROSION PROTECTION SYSTEMS.
6. REFER TO THE BASIS OF DESIGN "K05-DT-DEDDDDD---SRS BASIS OF DESIGN" FOR STRUCTURAL DESIGN STATEMENT, LOADING INFORMATION AND ADDITIONAL DETAILS.
7. FOR STEEL TO STEEL CONNECTION DETAILS, BASEPLATES, AND SHEAR KEYS REFER TO THE BUROHAPPOLD 3D MODEL FILE "K05-24---V-D02------".
8. FOR ANCHOR BOLT AND CAST IN PLATE DETAILS REFER TO PACKAGE P53A.
9. TEMPORARY STRUTTING / BRACING WILL BE REQUIRED DURING THE ERECTION OF THE STEEL STRUCTURE. DETAILED DESIGN OF THE TEMPORARY WORKS IS BY THE CONTRACTOR, AND SHALL BE COORDINATED WITH K05 PRIOR TO CONSTRUCTION.
10. DRAWINGS SHOULD BE CONSULTED WITH CRANE MANUFACTURER'S DATA SHEETS - TO ACCOUNT FOR ANY ADDITIONAL ELEMENTS OR CONNECTIONS RESULTING FROM CRANE RAIL ASSEMBLY. NOTE: CRANE RAIL AND ITS CONNECTIONS ARE OUTSIDE BUROHAPPOLD'S SCOPE.

RESTRICTIONS ON CRANE OPERATIONS.

THE FOLLOWING RESTRICTIONS SHALL BE PLACED ON THE OPERATION OF THE BUILDING CRANES:

A. THE D01 AND D03 CRANES MAY BE OPERATED SIMULTANEOUSLY AT 100% SWL, PROVIDED THAT THE D02 CRANE IS RESTRICTED TO THE TRANSPORT HALL END OF THE BUILDING BETWEEN GRIDLINES D--B050 AND D--B070
B. THE D02 CRANE MAY BE OPERATED AT 100% SWL, PROVIDED THAT THE D01 AND D03 CRANES ARE RESTRICTED TO THE A21 END OF THE BUILDING BETWEEN GRIDLINES D--B260 AND D--B300.

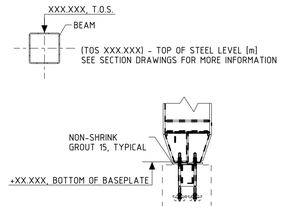

REFERENCE DRAWINGS:

1. D02 TARGET BUILDING
   LEVEL 125 - ZONE 410...K05-24---1-D022125410
2. D02 TARGET BUILDING
   LEVEL 125 - ZONE 420...K05-24---1-D022125420