General informations and details for steel structures see in the drawing nr. C-01-836778-141-2804-102-1001 and C-01-836778-141-2804-102-1002.
General informations and details for duct see in the drawing nr. C-01-836778-141-1430-452-1001.

ROOF - TOP VIEW
1:25

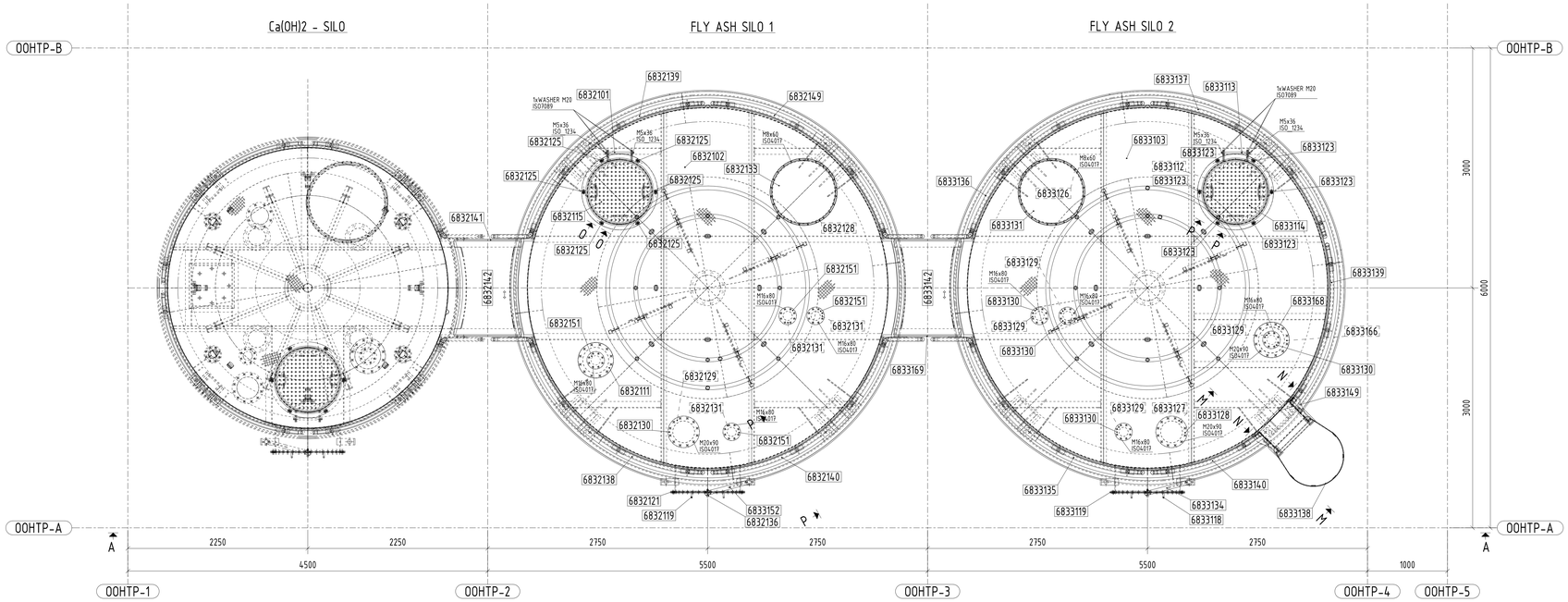

B-B
1:25

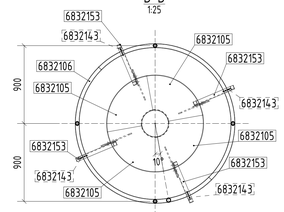

DET. 1
1:25

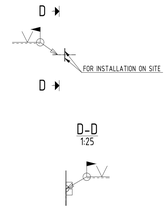

D-D
1:25

K-K
1:25

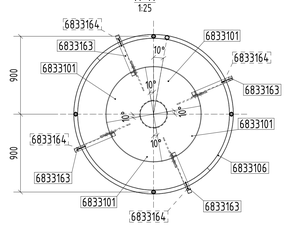

C-C
1:25

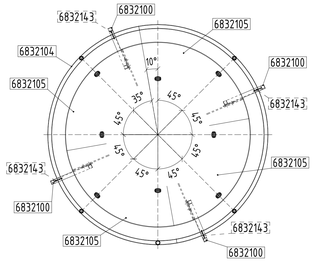

L - L
1:25

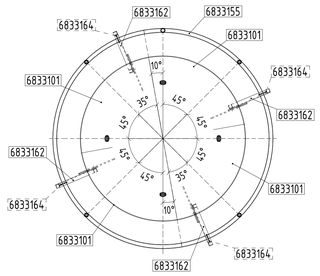

TYPICAL CONNECTION OF PART 6832153
1:25

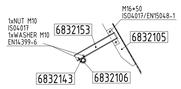

TYPICAL CONNECTION OF PART 6832100
1:25

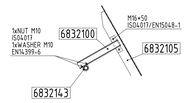

TYPICAL CONNECTION OF PART 6833163
1:25

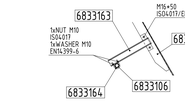

TYPICAL CONNECTION OF PART 6833162
1:25

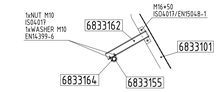

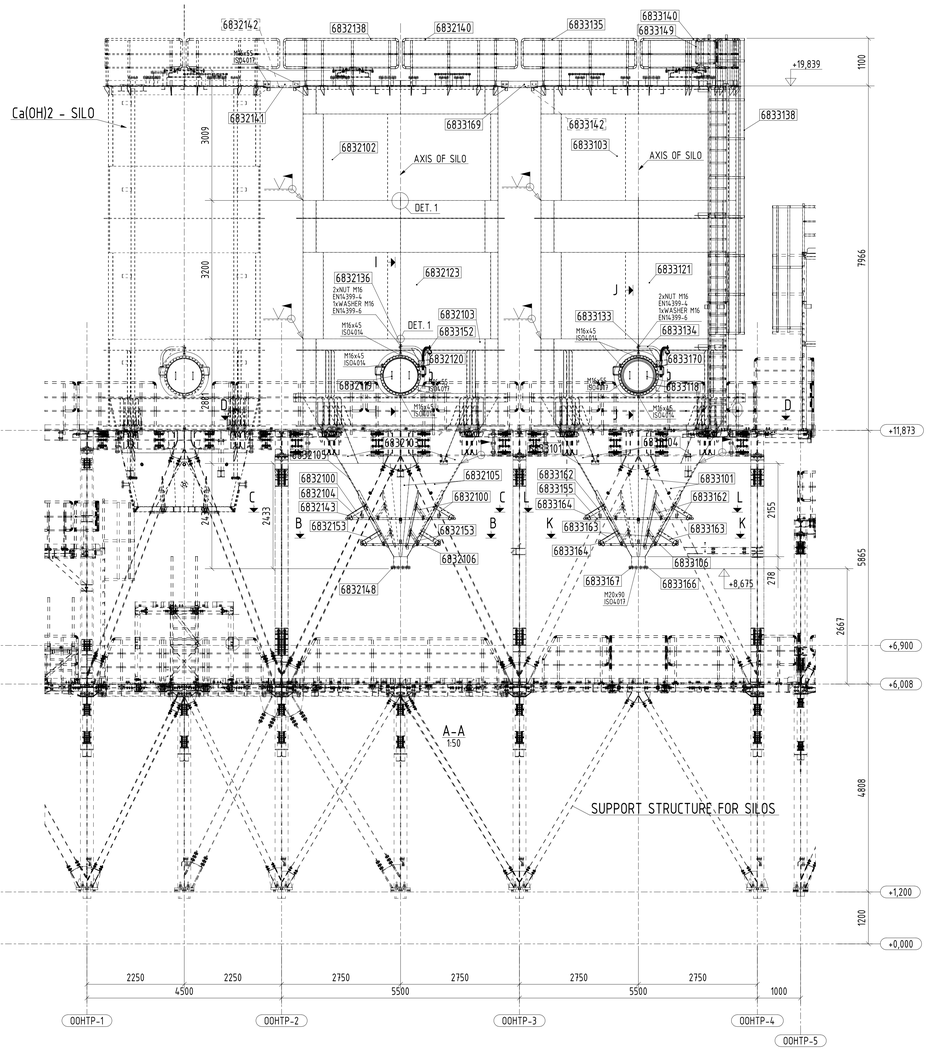

D-D
1:25

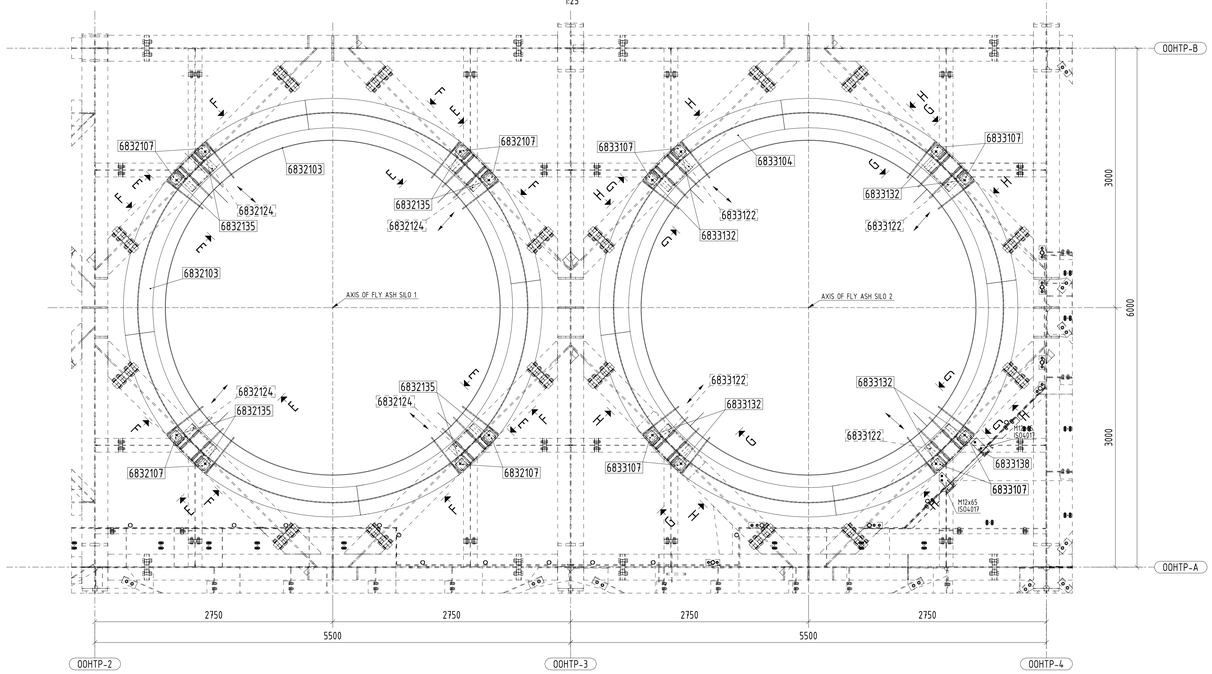

J-J
1:25

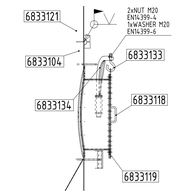

I-I
1:25

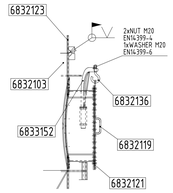

E-E
1:25

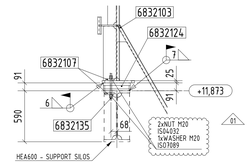

F-F
1:25

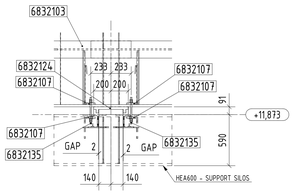

G-G
1:25

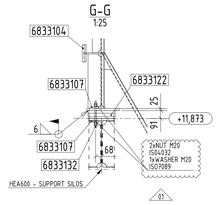

H-H
1:25

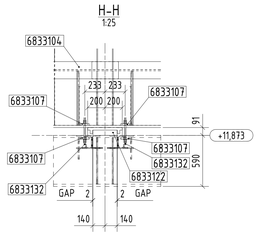

NOTE :

MARKING OF SECTIONS M-M, N-N, O-O, P-P SEE ON THE DRAWING C-01-836778-141-1660-683-3000

01	CHANGE OF NUT ORIENTATION	01.05.2020		01.05.2020		01.05.2020	
REV.	MODIFICATION	DATE	PREPARED	DATE	CHECKED	DATE	RELEASED
-	FIRST ISSUE	01.05.2020		01.05.2020		01.05.2020	

PROJECT: TUBLI Bahrain
SUBJECT: 45 FLY ASH SILO
PROJECT No: 1660-683
TITLE: FLY ASH SILO
DRAWING No: 1660-683-2006
REV: 01
SCALE: 150 125 12
FORMAT: A0

Industry ALLICONS
Allicons Industry s.r.o.
Pobřežní 1
186 00 Praha 8
Czech Republic
Tel.: +420 221 488 102
Fax: +420 221 488 103
e-mail: allicons@allicons.cz

Fields Structures