SUM ARMERING PR. ELEMENT:											
KVALITET	B500NC	B500NC	B500NC	B500NC							
DIAMETER [mm]	10	12	16	25							
SUM VEKT [kg]	18.9	103.4	16.5	247.8							

Pos.	Dia.	Ant.	Kval.	Kode	L/A	a	b	c	d	e	f	g	h	Dor ∢
P/18	12	2	B500NC	21	1805	800	250	800						32
P/32	10	27	B500NC	21	1130	490	190	490						24
P/43	16	2	B500NC	00	5230	5230	0	0						
P/319	12	2	B500NC	9940	2770	755	465	200	55	200				24
P/1021	12	31	B500NC	9953	2155	340	540	310	195					32
P/1112	12	2	B500NC	21	1865	800	315	800						32
P/1425	25	1	B500NC	00	5505	5510	0	0						
P/1425	25	1	B500NC	00	5510	5515	0	0						
P/1426	25	1	B500NC	00	5205	5210	0	0						
P/1426	25	1	B500NC	00	5210	5215	0	0						
P/1427	25	2	B500NC	00	5520	5520	0	0						
P/1428	25	2	B500NC	00	5500	5500	0	0						
P/1429	25	2	B500NC	00	5220	5220	0	0						
P/1430	25	2	B500NC	00	5200	5200	0	0						
P/1527	12	16	B500NC	00	595	600	0	0						
P/1531	12	6	B500NC	9953	1795	340	360	310	195					32
P/1540	12	8	B500NC	21	2045	1000	95	1000						32

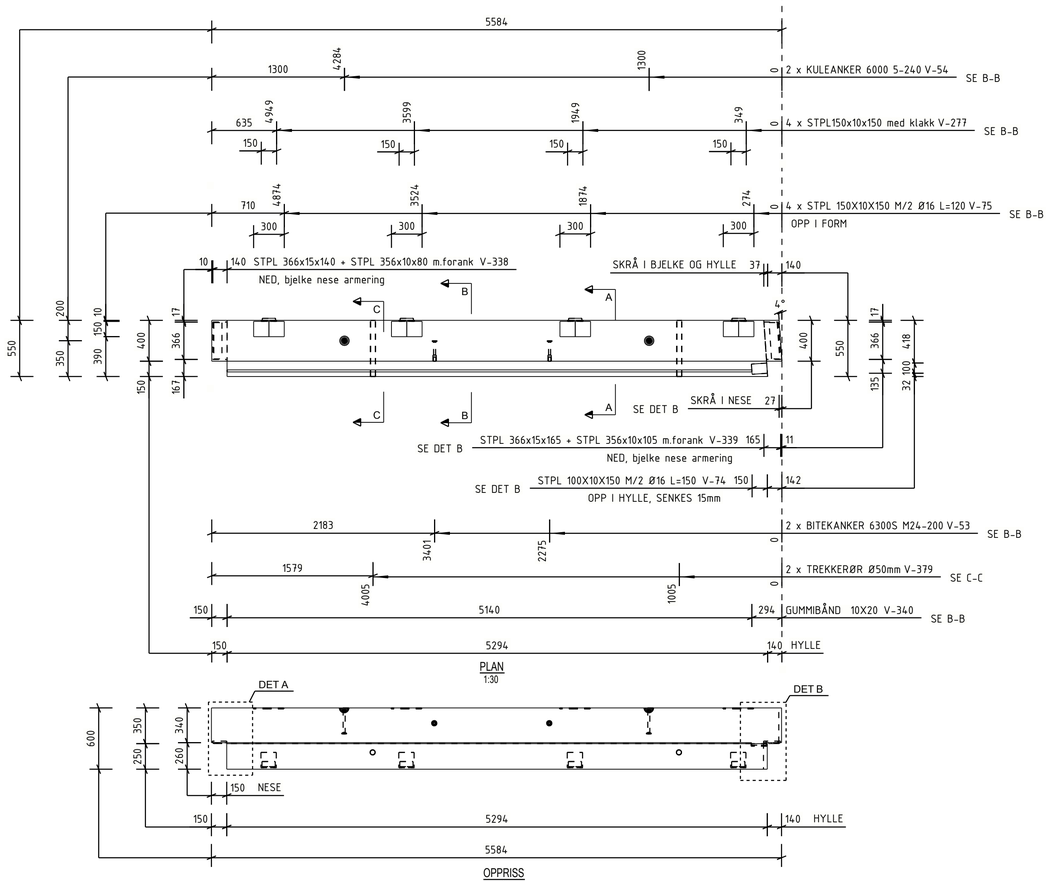

PLAN
1:30

OPPRISS
1:30

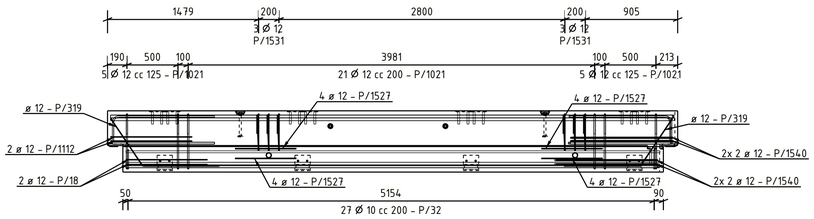

ARMERING
1:30

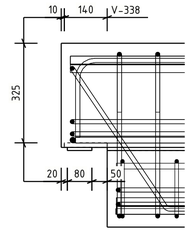

DET A
1:10

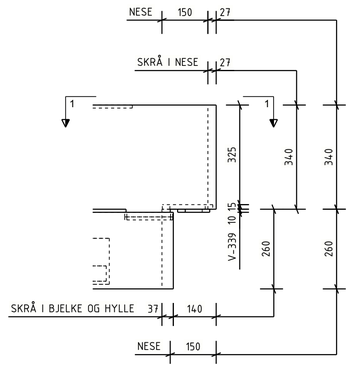

DET B
1:10

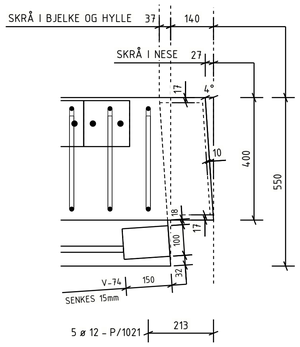

DET B, 1 - 1
1:10

IG126 Sveiset i fabrikk
etter utsøping av bjelke

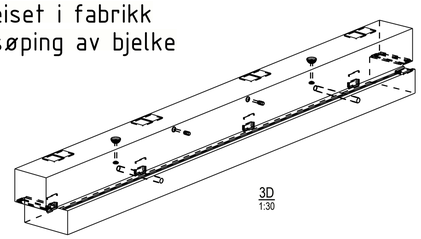

3D
1:30

V-379	2	STK	IG154	TREKKERØR Ø50mm	L=550	
V-340	6	M	720-0502	GUMMIBÅND 10X20		
V-339	1	STK	IG143	STPL 366x15x165 + STPL 356x10x105 m.forank		
V-338	1	STK	IG127	STPL 366x15x140 + STPL 356x10x80 m.forank		
V-277	4	STK	IG126	STPL150x10x150 med klakk		
V-75	8	STK	400-0601	STPL 150X10X150 M/2 Ø16 L=120		
V-74	1	STK	400-0603	STPL 100X10X150 M/2 Ø16 L=150		
V-54	2	STK	420-0106	KULEANKER 6000 5-240		
V-53	2	STK	430-0207	BITEKANKER 6300S M24-200	MERKEBRIKKE=NEI/PRETEC	
Pos.	Ant.	Enh.	Art. nr.	Beskrivelse	Parametre	Kvalitet	Merknad

ELEMENT INFORMASJON	ANTALL ELEMENTER	4	
	VEKT	4042 kg	
	BETONGVOLUM	1.50 m3	
	PRODUKTNUMMER	2220	
FORSKRIFTER	BRANNMOTSTAND	R90	
	EKSPONERINGSKLASSE	XC1	
	BEST.KL.(min) utv./inov.	M60	
	PÅLITELIGHETSKLASSE	2	
BETONG	BETONGKVALITET	B45	
	NEDSPENNING syl.(tern.)	20(25) MPa	
	UTLØFTING syl.(tern.)	- MPa	
ARMERING	OVERDEKNING (DK)	30 +- 5 mm	SPENNTAU OK (STK/DIA/KN): - / - / -
	OVERDEKNING (UK)	30 +- 5 mm	SPENNTAU UK (STK/DIA/KN): - / - / -
	OVERDEKNING (SIDE)	30 +- 5 mm	SPENNTAU YK (STK/DIA/KN): - / - / -
PRODUKSJONS-ANVISNINGER	GODKJENNING	-	
	TOLERANSER	NORMAL	
	FORMSIDE	FINER	
	4. SIDE	BRETTSKURT	
	FAS (Om ikke annet angitt på tegning)	15 mm	

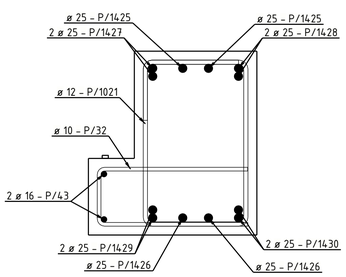

SNITT ARMERING A - A
1:10

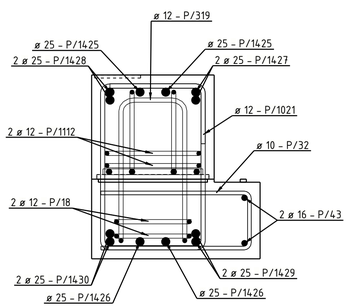

ARMERING VENSTRE ENDE
1:10

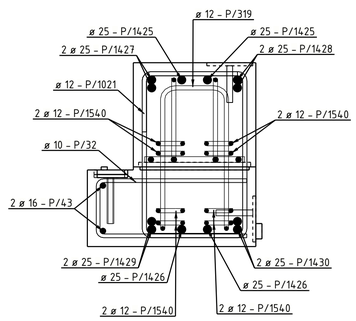

ARMERING HØYRE ENDE
1:10

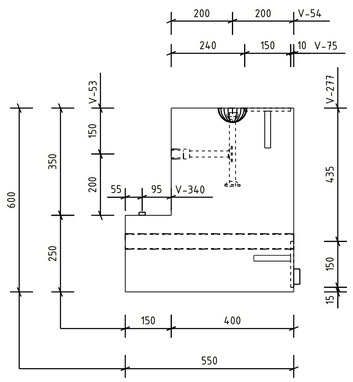

INNSTØPNINGSGODS B - B
1:10

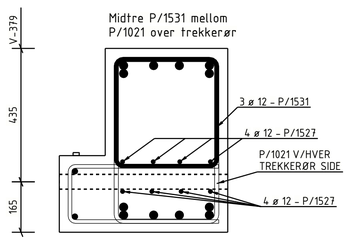

INNSTØPNINGSGODS C - C
1:10

Rev.	Nr.	Beskrivelse			Tegn.	Kontr.	Dato
CONSOLIS SPENNCON		Tel: +47 32 11 26 00 Fax: +47 32 11 23 00 E-post: post@spenncon.no	Status	PRODUKSJONSTEGNING			
			Prosjekt	IDUNGÅRDEN			
Godkjent	HAL	17.03.2020	Tegning	FLB 600/550/5584 LB-2-15, BJELKER I AKSE A			
Kontrollert	MAKUP	17.03.2020					
Tegnet	MAPLA +4842208258 5	17.03.2020	Sider 1/1	Prosjektnummer 301239	Tegningsnummer LB-2-15		Rev.

Tekla Structures