REINFORCING BAR BENDING SCHEDULE
(ZESTAWIENIE STALI ZBROJENIOWEJ)

Mark (Pozycja)	Size (Średnica)	Number (Liczba)	Grade (Stal)	Length (Długość)	Weight/one (Masa pręta)	Weight/all (Masa łączna)	Bending shape (Kształt gięcia)
[-]	[mm]	[szt.]	[-]	[mm]	[kg]	[kg]	[mm]
204	20	1	K500B-T	1900	4.7	4.7	Shown on drawing (Pokazano na rysunku)
205	20	2	K500B-T	1500	3.7	7.4	Shown on drawing (Pokazano na rysunku)
209	20	1	K500B-T	1900	4.7	4.7	r=70mm; 915; 150
S/28	8	71	K500B-T	330	0.1	9.3	r=16mm; 130; 220
S/36	10	1	K500B-T	2746	1.7	1.7	2746
S/66	12	2	K500B-T	900	0.8	1.6	900
S/67	8	3	K500B-T	675	0.3	0.8	r=12mm; 300; 110
S/77	20	13	K500B-T	440	1.1	14.1	440
S/163	8	29	K500B-T	900	0.4	10.3	r=16mm; 106; 220; 110; 230
S/211	10	1	K500B-T	2496	1.5	1.5	2496
S/240	10	1	K500B-T	1172	0.7	0.7	r=20mm; 306; 456
S/241	10	4	K500B-T	2782	1.7	6.9	r=20mm; 2496; 309
S/243	10	2	K500B-T	1983	1.2	2.4	1983
S/244	10	1	K500B-T	2810	1.7	1.7	r=20mm; 180; 2674
S/245	10	1	K500B-T	2822	1.7	1.7	2822
S/246	10	1	K500B-T	2009	1.2	1.2	r=20mm; 132; 1901
S/247	10	1	K500B-T	5880	3.6	3.6	r=20mm; 5015; 456
S/248	10	1	K500B-T	7003	4.3	4.3	r=20mm; 132; 6462; 456
S/249	10	1	K500B-T	517	0.3	0.3	r=50mm; 102; 45°; 415
S/250	10	10	K500B-T	520	0.3	3.2	520
S/286	12	2	K500B-T	2629	2.3	4.7	r=24mm; 2499; 150
S/368	8	20	K500B-T	1406	0.6	11.1	r=16mm; 106; 110; 226; 475
S/378	12	4	K500B-T	897	0.8	3.2	r=60mm; 716; 45°; 169
S/391	12	4	K500B-T	2492	2.2	8.9	2492
S/395	8	30	K500B-T	655	0.3	7.8	r=12mm; 300; 90
S/435	12	2	K500B-T	2767	2.5	4.9	r=24mm; 2506; 150
S/482	12	2	K500B-T	2772	2.5	4.9	r=24mm; 2511; 150
S/560	12	1	K500B-T	1169	1.0	1.0	r=20mm; 306; 457
S/561	12	2	K500B-T	7094	6.3	12.6	r=20mm; 6232; 150
S/567	12	2	K500B-T	2635	2.3	4.7	r=24mm; 2505; 150
S/569	12	1	K500B-T	1162	1.0	1.0	r=20mm; 300; 457
S/573	12	1	K500B-T	893	0.8	0.8	r=60mm; 712; 45°; 169
S/574	12	1	K500B-T	894	0.8	0.8	894
S/575	12	1	K500B-T	897	0.8	0.8	r=60mm; 708; 45°; 169
S/576	12	1	K500B-T	894	0.8	0.8	r=60mm; 169; 45°; 545; 45°; 169
S/578	8	6	K500B-T	2658	1.0	6.3	2658
S/579	8	6	K500B-T	1808	0.7	4.3	1808
S/630	8	2	K500B-T	6238	2.5	4.9	6238
S/631	8	15	K500B-T	886	0.3	5.3	r=16mm; 106; 215; 226; 110
S/632	8	3	K500B-T	766	0.3	0.9	r=16mm; 106; 110; 215
S/633	12	2	K500B-T	2540	2.3	4.5	2540
S/784	10	2	K500B-T	1085	0.7	1.3	1085
S/785	10	2	K500B-T	2335	1.4	2.9	2335
S/786	10	2	K500B-T	1860	1.1	2.3	1860
S/787	10	2	K500B-T	1885	1.2	2.3	1885
S/788	10	2	K500B-T	1880	1.2	2.3	1880
S/790	8	15	K500B-T	675	0.3	4.0	r=12mm; 300; 110
S/791	10	1	K500B-T	2610	1.6	1.6	r=20mm; 2502; 132
S/792	10	1	K500B-T	2602	1.6	1.6	r=20mm; 2493; 132
S/898	8	11	K500B-T	657	0.3	2.9	r=12mm; 300; 51
S/919	12	2	K500B-T	2805	2.5	5.0	r=60mm; 2524; 326
S/920	12	2	K500B-T	4843	4.3	8.6	4843
S/921	12	2	K500B-T	1768	1.6	3.1	1768
S/922	8	6	K500B-T	2550	1.0	6.0	2550
S/923	8	3	K500B-T	748	0.3	0.9	r=16mm; 344; 95°; 98; 338; 85°
S/924	8	30	K500B-T	1026	0.4	12.2	r=16mm; 345; 110; 106
S/925	12	2	K500B-T	2773	2.5	4.9	r=24mm; 2512; 150
S/927	12	4	K500B-T	936	0.8	3.3	r=24mm; 481; 482
S/978	12	2	K500B-T	2758	2.4	4.9	r=24mm; 2497; 150
S/3988	12	2	K500B-T	4202	3.7	7.5	r=20mm; 150; 4098
S/6398	12	2	K500B-T	2038	1.8	3.6	r=20mm; 1764; 269
Total for 1 item (Suma dla 1 szt.):						257.8 kg	
Total for 1 items (Suma dla 1 szt.):						257.8 kg	

The total bar length is the accurate length in the bar axis using the B method according to PN-EN ISO 3766:2006.
Dimensions of stirrups and bent bars are given on the outside.

Sumaryczna długość pręta jest długością rzeczywistą w osi pręta metodą B wg PN-EN ISO 3766:2006.
Wymiary strzemion i prętów giętych podano po stronie zewnętrznej.

Mesh List (LISTA SIATEK ZBROJENIOWYCH)

Grade (Stal) NK500AB-W

Mark (Poz.)	Type (Typ)	Size-spacing-diameter (Średnica-rozstaw-wymiar)	Number (Liczba)	Area (Pow.)	Weight/one (Masa siatki)	Weight/all (Masa łączna)	Bending shape (Kształt gięcia)
Q/43	Q188	6/6-150/150-1290x2540	1	3.28	9.9	9.9	
Q/45	Q188	6/6-150/150-351x2540	1	0.89	3.0	3.0	
Q/46	Q188	6/6-150/150-340x2540	1	0.86	3.0	3.0	
Q/48	Q188	6/6-150/150-465x2690	1	1.25	3.6	3.6	
Q/108	Q188	6/6-150/150-190x6500	1	1.24	4.7	4.7	
Q/232	Q188	6/6-150/150-1278x2540	2	6.49	9.9	19.8	
Q/44	Q188	6/6-150/150-2132x465	1	0.99	3.0	3.0	315; 1834
Q/47	Q188	6/6-150/150-732x2540	1	1.86	5.6	5.6	434; 315
Total for 1 item (Suma dla 1 szt.):						52.6 kg	
Total for 1 items (Suma dla 1 szt.):						52.6 kg	

Inner layer (Warstwa nośna), 1:20

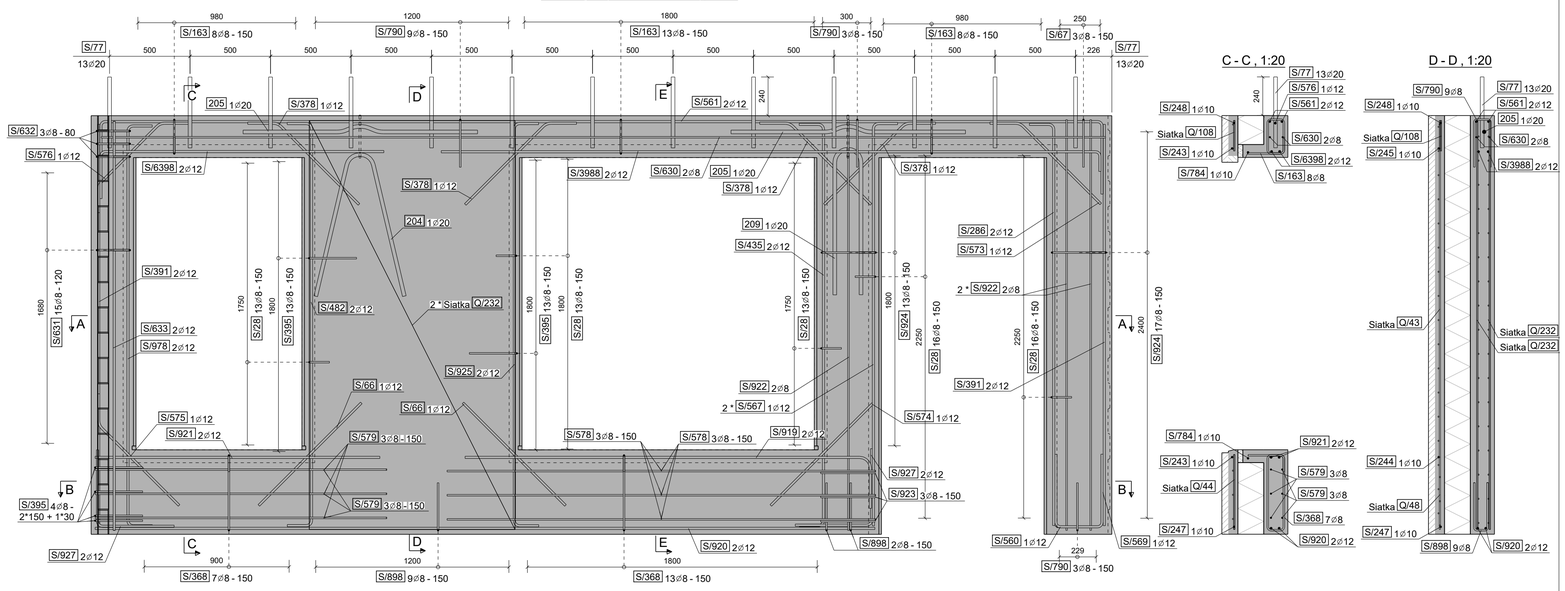

A - A , 1:20

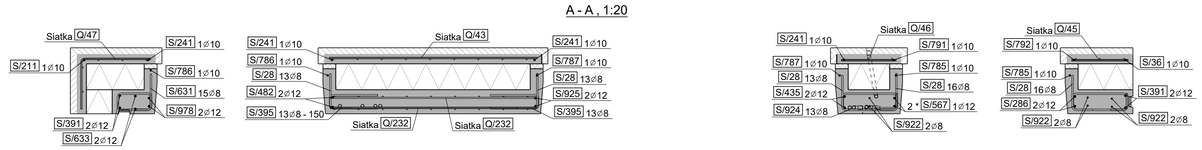

B - B , 1:20

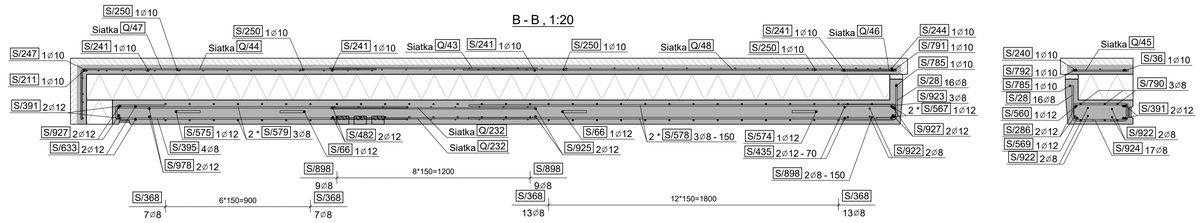

E - E , 1:20

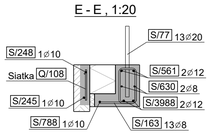

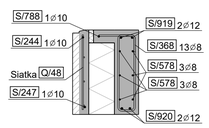

Facade layer (Warstwa elewacyjna), 1:20

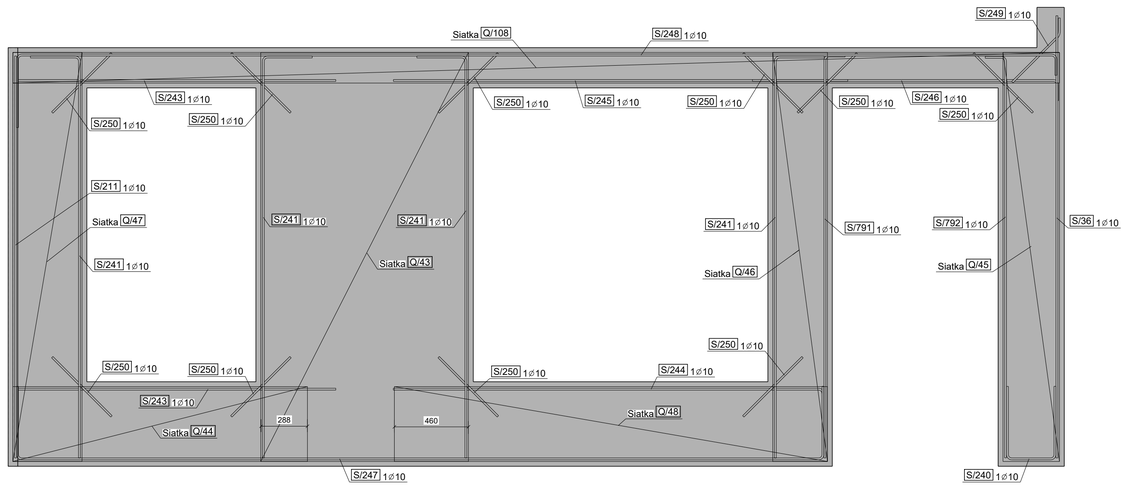

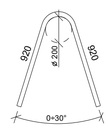

204 ⌀ 20, L=1900
Bending shape
(Kształt gięcia)

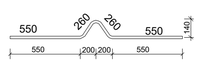

205 ⌀ 20, L=1580
Bending shape
(Kształt gięcia)

Sandwich Wall WSB.10301

Quantity (Ilość): 1

Concrete (Beton): C35/45	Chamfering: 15mm (Fazowanie krawędzi)
Concrete volume (m3): 2.13 (Objętość betonu)	Fireproof (Ognioodporność): R90
Insulation volume (m3): 1.37 (Objętość izolacji)	Weight (kg) (Ciężar): 6592
Inner layer (Warstwa wewnętrzna): Cover (Otulina): 20mm ,Vct:0.45 Concrete volume (m3) (Objętość betonu): 1.52	Exposure class: (Klasa ekspozycji) XC1
Outer layer (Warstwa zewnętrzna): Cover (Otulina): 25mm ,Vct:0.45 Concrete volume (m3) (Objętość betonu): 0.61	Exposure class: (Klasa ekspozycji) XC4, XF1

Tekla Structures