BEUGELVORM

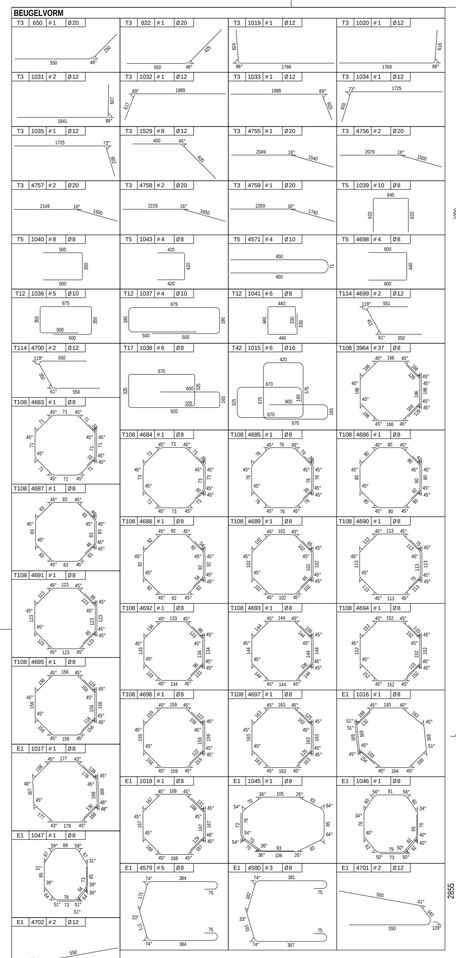

SIDE VIEW
1:20

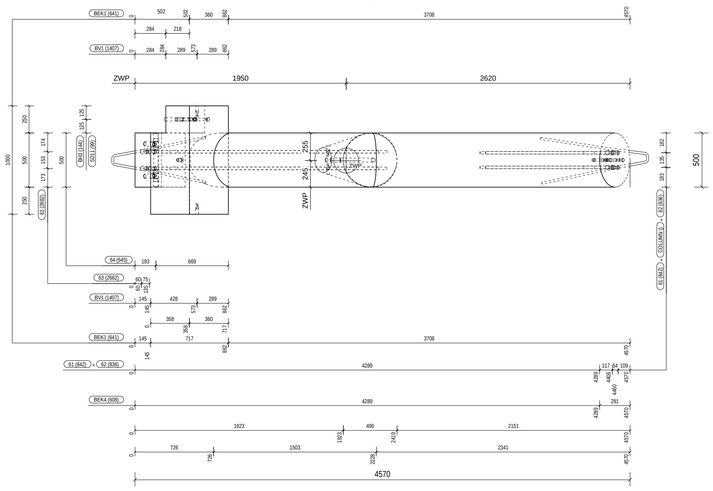

TOP VIEW
1:20

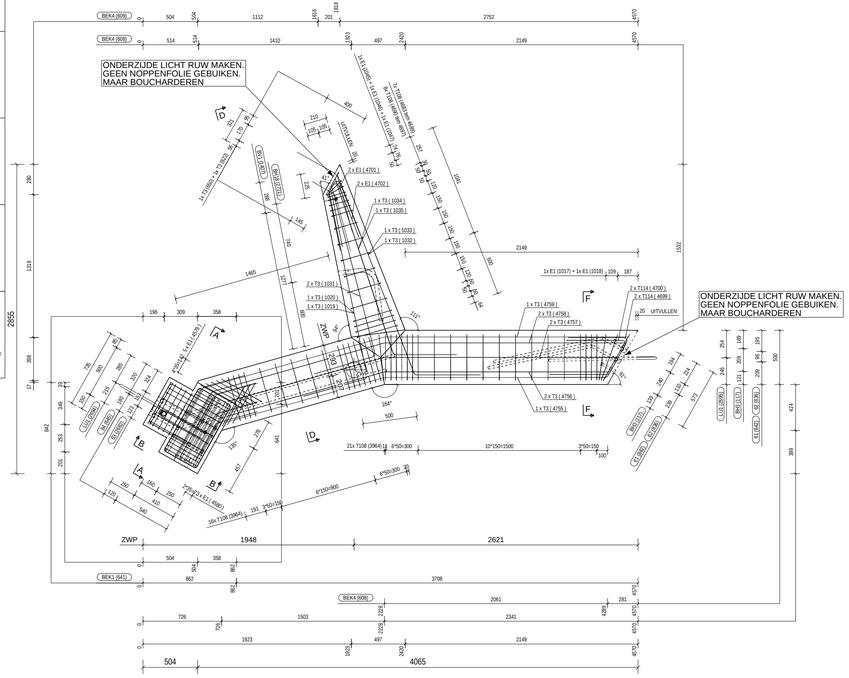

SECTION A - A
1:10

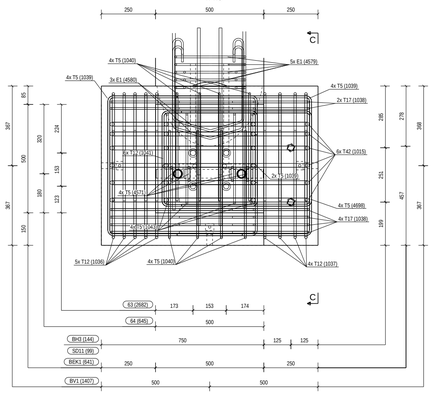

SECTION B - B
1:10

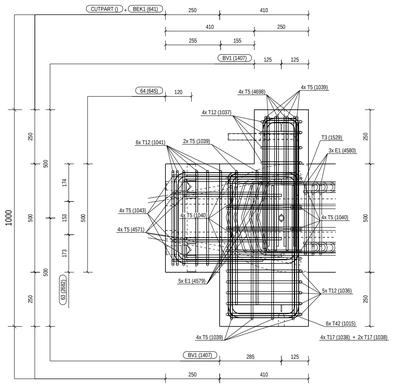

SECTION C - C
1:10

LET OP !!!
LINKS GEKEKEN OP SNEDE A-A

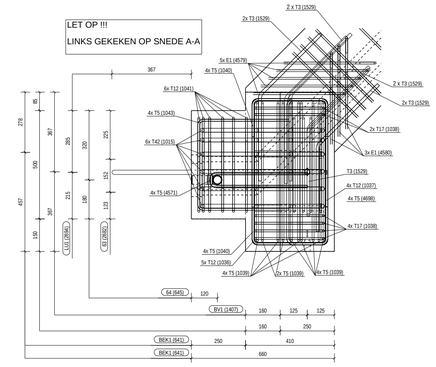

SECTION D - D
1:10

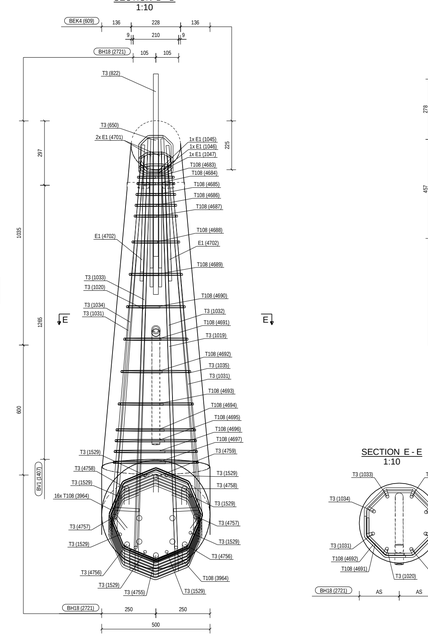

SECTION E - E
1:10

SECTION F - F
1:10

ONDERZIJDE LICHT RUW MAKEN.
GEEN NOPPENFOLIE GEBUIKEN.
MAAR BOUCHARDEREN

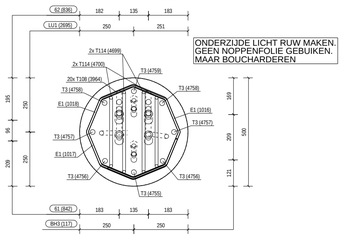

WAPENING

TYPE	Nº	AANTAL	Ø	KWALITEIT	PLOOIDOORN	OPMERKING	A	B	C	D	E	F	G	H	I	J	K	L	M	N	O	P	Q	R	S	T	GEWICHT (kg)
							ANMETINGEN (mm)																				
T3	650	1	20	B500A	145		550	250																	384	409	1.97
T3	822	1	20	B500A	145		550	425																	384	409	2.41
T3	1019	1	12	B500A	50		1769	624																	125	1765	2.13
T3	1020	1	12	B500A	50		1769	616																	120	1766	2.12
T3	1031	2	12	B500A	50		1641	607																	26	1641	3.99
T3	1032	1	12	B500A	50		1989	617																	713	1862	2.31
T3	1033	1	12	B500A	50		1989	603																	718	1860	2.30
T3	1034	1	12	B500A	50		1725	601																	503	1654	2.07
T3	1035	1	12	B500A	50		1725	602																	498	1655	2.07
T3	1529	8	12	B500A	50		400	400																	263	292	5.68
T3	4756	1	20	B500A	145		2049	1540																	1972	579	8.86
T3	4756	2	20	B500A	145		2079	1500																	2001	587	17.68
T3	4757	2	20	B500A	145		2149	1500																	2068	606	18.02
T3	4758	2	20	B500A	145		2229	1650																	2145	628	19.16
T3	4759	1	20	B500A	145		2259	1740																	2174	636	9.88
T5	1039	10	8	B500A	32		620	645	620																		7.45
T5	1040	8	8	B500A	32		500	350	500																		4.27
T5	1043	4	8	B500A	32		420	420	420																		1.99
T5	4571	4	10	B500A	40		450	71	450																		2.40
T5	4698	4	8	B500A	32		600	440	600																		2.59
T12	1036	5	10	B500A	40		500	350	675	350	500																7.33
T12	1037	4	10	B500A	40		500	190	675	190	500																5.07
T12	1041	6	8	B500A	32		330	440	440	440	330																4.69
T17	1038	6	8	B500A	32		600	165	920	325	670	325	105														7.37
T42	1015	6	16	B500A	72		600	165	670	575	420	575	670														45.79
							325	670	160																		
T108	3964	37	8	B500A	32		129	166	129	402															118		25.67
T108	4683	1	8	B500A	32		33	71	33	171															50		0.28
T108	4684	1	8	B500A	32		35	73	35	176															52		0.29
T108	4685	1	8	B500A	32		39	76	39	184															54		0.30
T108	4686	1	8	B500A	32		42	80	42	193															57		0.32
T108	4687	1	8	B500A	32		46	83	46	201															59		0.33
T108	4688	1	8	B500A	32		54	92	54	221															65		0.37
T108	4689	1	8	B500A	32		65	102	65	247															72		0.41
T108	4690	1	8	B500A	32		75	113	75	272															80		0.46
T108	4691	1	8	B500A	32		85	123	85	297															87		0.50
T108	4692	1	8	B500A	32		96	134	96	322															94		0.55
T108	4693	1	8	B500A	32		106	144	106	348															102		0.60
T108	4694	1	8	B500A	32		115	152	115	368															108		0.63
T108	4695	1	8	B500A	32		118	156	118	376															110		0.65
T108	4696	1	8	B500A	32		122	159	122	384															113		0.66
T108	4697	1	8	B500A	32		125	163	125	393															115		0.68
T114	4699	2	12	B500A	50		550	410	550																187	382	2.68
T114	4700	2	12	B500A	50		550	350	550																157	329	2.57
E1	1016	1	8	B500A	32		1857																				0.73
E1	1017	1	8	B500A	32		1770																				0.70
E1	1018	1	8	B500A	32		1721																				0.68
E1	1045	1	8	B500A	32		864																				0.34
E1	1046	1	8	B500A	32		717																				0.28
E1	1047	1	8	B500A	32		759																				0.30
E1	4579	5	8	B500A	32		1264																				2.50
E1	4580	3	8	B500A	32		1264																				1.50
E1	4701	2	12	B500A	50		1229																				2.18
E1	4702	2	12	B500A	50		1166																				2.07
																										Total weight of accessory rebars	6.20
																								WEIGHTMS (kg/m²)			273.33

TOTAL WEIGHT (kg) INCL.LOENG ACCESSORIES+MESHES 245.03

HULPSTUKKEN

TEKENING Nº	Nº	AANTAL	BESCHRIJVING	ANMETINGEN (mm) A	B	C	D	E	F	G	H	I	J	K	L	M	N	O	P	Q	R	ARTIKEL Nº	VERM.	EENH.
61	842	2	COUPLER TE PLOOIEN																					
62	836	2	COUPLER TE PLOOIEN																					
63	2682	4	COUPLER TE PLOOIEN																					
64	645	1	BUS VOOR NON-PROGRESSIVE																					MM
BEK1	641	1	CONSOLE	660	1000	735	20	0.295																
BEK4	609	1	INKEPING	REST																				
BEK4	609	1	INKEPING	REST																				
BH3	117	2	BOUTWKER	M20	55	26	150	20	35	ELVZ	2102311042320010	1	PIECE
BH3	144	2	BOUTWKER	M24	70	32	200	24	46	ELVZ	2102311042324020	1	PIECE
BH18	2721	1	BOUTHOUDER	M30	350	295	505	35	55	225			
				800	680								
BV1	1407	5	SCHROEFHULS	M20	100	26.9	3.2	40	39	ELVZ	2102350405020100	1	PIECE
				12-2	-1								
LU1	2694	1	SODEFILE LUS	5	14	YELLOW 2000					2604015014200000	1	PIECE
LU1	2695	1	SODEFILE LUS	5	14	YELLOW 2000					2604015014200000	1	PIECE
SC11	99	2	STEKEND	M24	150	30		B500B	25				
ZW2	603	1	DEVBETON	9									
ZW14	147	1	ASSEN_RONDE_KOLOM										

OPMERKING: TE BETONNEREN IN 1 FAZE

ELEMENT

ELEMENT NAAM	AANTAL	TYPE	HOOGTE	BREEDTE	LENGTE	LENGTE PLANNING	GEWICHT (T)	FASE	VOLUME (m³)	BETONKLASSE
K203	1	CC	500	2456	4065	4958	3.27	1bk FASE	1.231	C50/60
BEKISTING	DVTNOTMAG STEKNETE	MKLIKLAASE		BESTEMD				2de FASE	0.000	
30	35	XC1	- - - -	2035361066 - M60				TOTAL	1.231	

ergon
A DIEM COMPANY
Ergon nv/sa
Mannixdreef 5
B-2500 LIER
T +32 (0)3 490 04 00
F +32 (0)3 489 23 27
www.ergon.be

Project:	SILVER TOWER SCHAARBEEK	Tekener: IM	Nagezien: GUL
Tekening:	PRODUCTIETEKENING CC 500/500 PLAN 1028: AS 6B	Schaal: 1:20	Datum: 25.09.2019
Opdrachtgever:		Projectnummer: 203536	Tekeningnummer: 2203 A

REV.	DATUM	NAAM	WIJZIGINGEN	STATUS
A	10.10.2019	IM	AANPASSEN AANDUIDING RUW TE MAKEN OPPERVLAKTEN	☐ TER GOEDKEURING
				☐ AKKOORD voor PRODUCTIE
				☒ VOOR UITVOERING

☐ ALLEEN WAPENING ☐ VORM, MAATVOERING + VOORZIENINGEN ☒ VOLLEDIG PLAN

PROJECT MANAGER	ONTWERP INGENIEUR	TEKENAAR	CONTROLE INGENIEUR
OPDRACHTGEVER / AANNEMER	ARCHITECT	STUDIEBUREAU	CONTROLE BUREAU

Tekla Structures