WIDOK OD GÓRY FORMY
VIEW FROM TOP FORMWORK
1:30

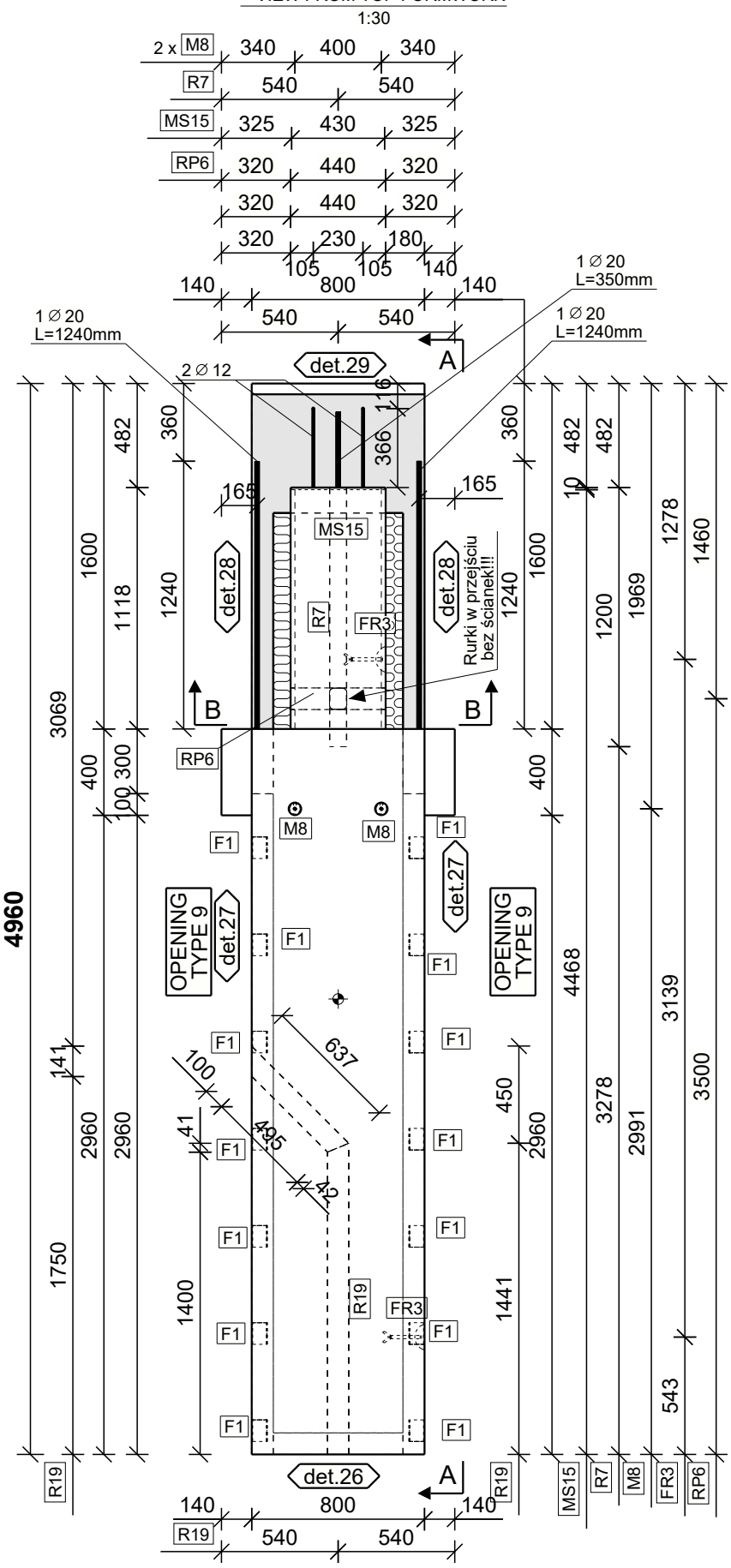

A - A
1:30

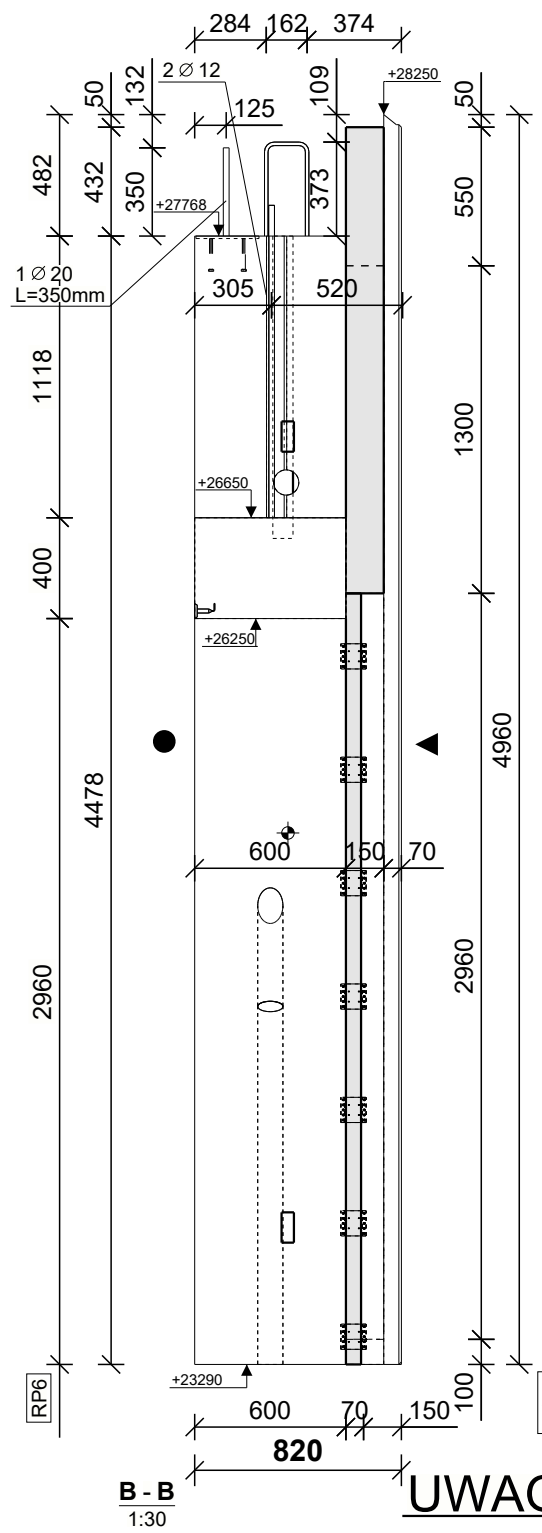

B - B
1:30

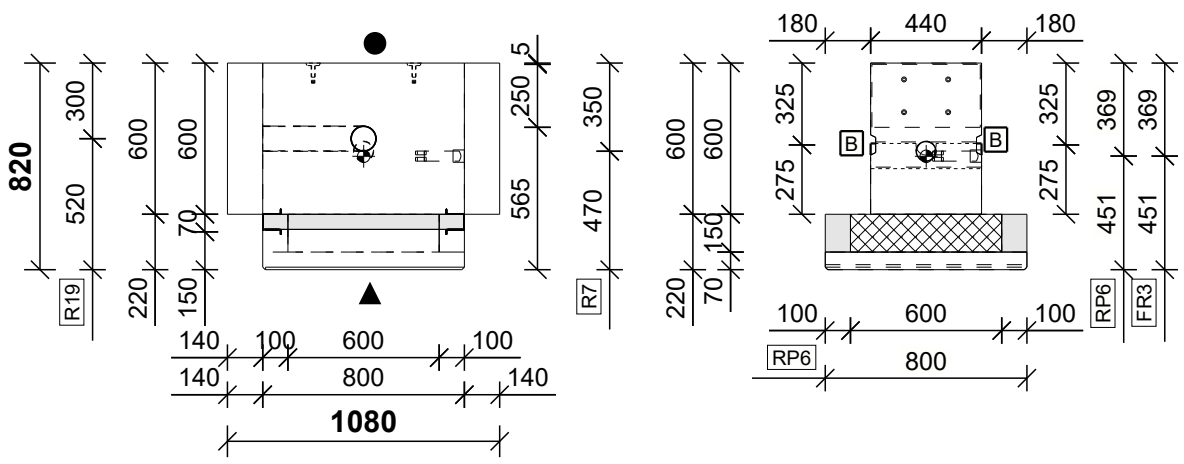

WIDOK OD DOŁU
VIEW FROM THE BOTTOM
1:30

WIDOK 3D OD GÓRY FORMY
3D VIEW FROM TOP FORMWORK

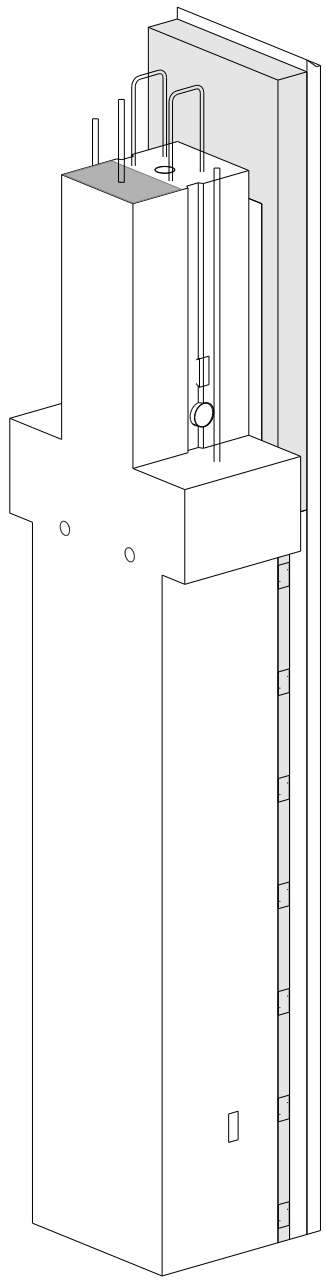

WIDOK 3D OD DOŁU FORMY
3D VIEW FROM BOTTOM FORMWORK

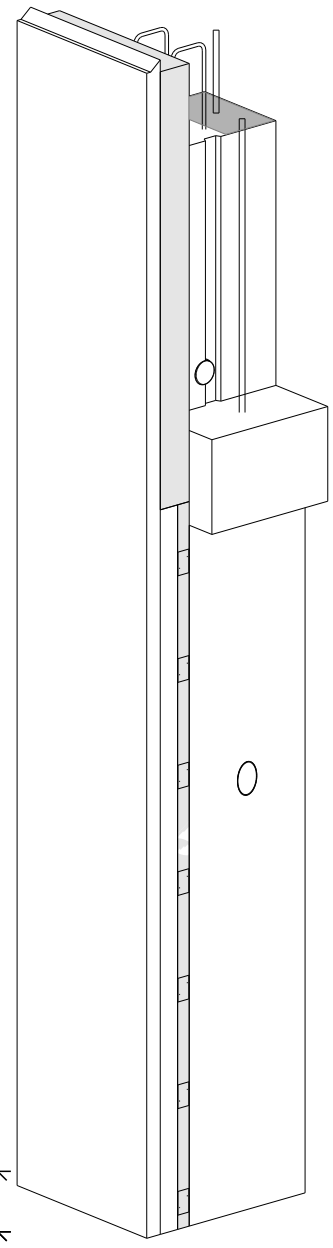

Detal marki stalowej
Steel plate details
widok z dołu

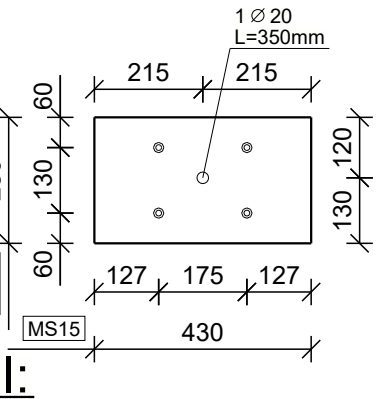

UWAGI:

1. Detale krawędzi patrz rysunek - D100
2. Rozmieszczenie elementów łączących warstwy betonu zgodnie z projektem HALFEN SANDWICH SYSTEM
3. Detale zamków - patrz rysunek DZ100

NOTE:

1. Edge details see drawing - D100
2. Arrangement of the connecting elements between the concrete layers according to the HALFEN SANDWICH SYSTEM design
3. Lock details - see drawing DZ100

LISTA AKCESORIÓW DO WBUDOWANIA
LIST OF ACCESSORIES TO BE BUILT-IN

Ozn. *Pos.*	**Opis:**	***Description:***	Ilość *psc.*
R7	Rura karbowana falista śr. 80- L=1200mm	Spiral corrugated tube d=80- L=1200mm	**1**
R19	Rura karbowana falista śr. 100 L=1891mm	Spiral corrugated tube d=100 L=1891mm	**1**
F1	PHILIPP FT Anchor 77FTA60	*PHILIPP FT Anchor 77FTA60*	**14**
RP6	Rura PCV śr. 100 L= 440 mm	PCV pipe śr. 100 L= 440 mm	**1**
FR3	Kotwa trans.FRIMEDA TPA FS-5.0 L=180	*Trans.anchor FRIMEDA TPA FS-5.0 L=180*	**2**
M8	Dybel montażowy M12x70	*Socket Dowel M12x70*	**2**
MS15	Marka stal. + 4KOCO - czer. 250x430x10	*Steel plate + 4KOCO - red 250x430x10*	**1**
	Styropian lambda - 0.032 W/(m*K)	Styrofoam lambda - 0.032 W/(m*K)	V = **0.38** m3
	Wełna skalna	Mineralwool	V = **0.15** m3

OZNACZENIA POWIERZCHNI
SURFACE MARKING

BO22	▲ Pow. od dołu formy	*Formwork surface*
	△ Pow. zatarta na gładko	*Obliterated surface*
BO23	● Pow. szlifowana min.2 razy	*Grinded surface min. x2*
	■ Pow. ze szpilkami do cegieł	*Anchors for bricks*
	⌃⌃ Pow. na matrycy gumowej	*Surface on rubber mold*
BO12	◇ Beton architektoniczny	*Architectural concrete*
	⋀⋀ Pow. szorstka	*Rough surface*
BO52	∿ Pow. płukana	*Flushing surface*

Tekla Structures