V.SUPERIOR
1:15

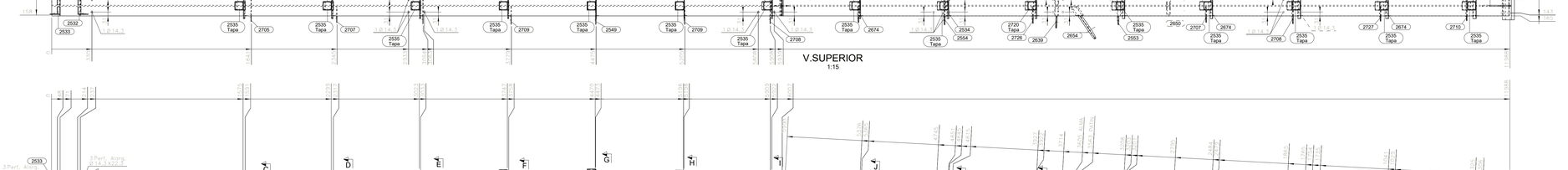

V.FRONTAL
1:15

DETALLE 14 OJO DE RATON
Perfiles Laminados Wxx, HExx, IPxx,
con altura h > 10" (250mm aprox.).

DETALLE UNION ENDPLATE VIGA I
PROCESO SMAW, GMAW y FCAW
Nota: W=Ver tabla anexa

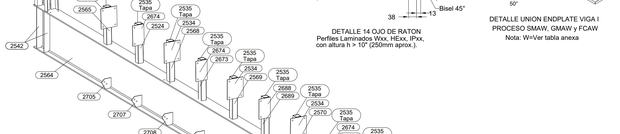

VISTA 3D

DETALLE 1
1:10

DETALLE UNION PLATINA
CORTANTE y/o ATIESADOR
PROCESO SMAW, GMAW y FCAW
Nota: W=Ver tabla anexa

DETALLE UNION TAPA INTERNA
CON TUBULAR
PROCESO SMAW, GMAW y FCAW

PARA 4.5< tf <15mm- 4.5<tw < 15mm

DETALLE TIPICO DE UNION VIGAS I
PROCESO GMAW y FCAW
Nota: Solo para taller.

DETALLE UNION VIGA LAMINADA, CON
PORTAPERFIL EN PERFIL TIPO PHR
PROCESO SMAW, GMAW y FCAW
Nota: W=Ver tabla anexa

SECCION T - T
1:10

SECCION A - A
1:10

SECCION B - B
1:10

SECCION C - C
1:10

SECCION D - D
1:10

SECCION E - E
1:10

SECCION F - F
1:10

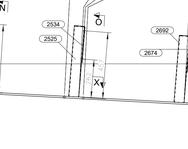

SECCION G - G
1:10

SECCION H - H
1:10

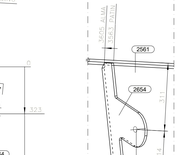

SECCION I - I
1:10

SECCION J - J
1:10

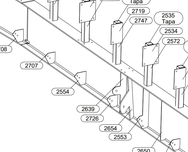

SECCION K - K
1:10

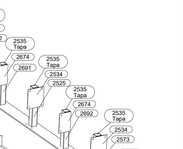

SECCION L - L
1:10

SECCION M - M
1:10



SECCION N - N
1:10

SECCION O - O
1:10

SECCION P - P
1:10

SECCION Q - Q
1:10

SECCION R - R
1:10

SECCION S - S
1:10

SECCION U - U
1:10

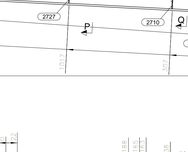

SECCION W - W
1:10

SECCION X - X
1:10

LISTA PARTES DE CONJUNTO

Conjunto: **VC-2510** Cantidad: **1** Long. (mm): **12039**

Descripcion: **VIGA DE CUBIERTA** Peso. (Un): **945.92** kg

PARTE	C.UNIT	CANT	DESCRIPCION	LONG	P. UNIT	P. TOTAL	A. TOTAL	MATERIAL
2524	1	1	PTE 70X70X2	471	1.94	1.94	0.132	ASTM A500 Gr.C
2525	1	1	PTE 70X70X2	488	2.01	2.01	0.137	ASTM A500 Gr.C
2530	1	1	L2-1/2X3/16	403	1.84	1.84	0.101	ASTM A572 Gr.50
2531	1	1	L2-1/2X3/16	390	1.78	1.78	0.097	ASTM A572 Gr.50
2532	1	1	L2-1/2X3/16	403	1.84	1.84	0.101	ASTM A572 Gr.50
2533	1	1	L2-1/2X3/16	390	1.78	1.78	0.097	ASTM A572 Gr.50
2534	8	8	PL4.5*210	245	1.82	14.54	0.856	ASTM A36 Gr.36
2535	14	14	PL3*64	64	0.10	1.35	0.119	ASTM A36 Gr.36
2542	4	4	PL4.5*77	500	1.36	5.45	0.324	ASTM A36 Gr.36
2544	1	1	PL25*230	745	33.63	33.63	0.391	ASTM A572 Gr.50
2549	1	1	PL4.5*148	154	0.80	0.80	0.037	ASTM A36 Gr.36
2553	2	2	PL6*152	501	3.59	7.19	0.196	ASTM A36 Gr.36
2554	1	1	PL4.5*152	159	0.86	0.86	0.039	ASTM A36 Gr.36
2561	1	1	W21X44	5988	394.26	394.26	10.000	ASTM A572 Gr.50
2564	1	1	W21X44	6005	395.36	395.36	10.028	ASTM A572 Gr.50
2565	1	1	PTE 70X70X2	452	1.86	1.86	0.126	ASTM A500 Gr.C
2568	1	1	PTE 70X70X2	491	2.02	2.02	0.137	ASTM A500 Gr.C
2569	1	1	PTE 70X70X2	501	2.06	2.06	0.140	ASTM A500 Gr.C
2570	1	1	PTE 70X70X2	485	1.99	1.99	0.136	ASTM A500 Gr.C
2571	1	1	PTE 70X70X2	509	2.09	2.09	0.143	ASTM A500 Gr.C
2572	1	1	PTE 70X70X2	513	2.11	2.11	0.144	ASTM A500 Gr.C
2573	1	1	PTE 70X70X2	435	1.79	1.79	0.122	ASTM A500 Gr.C
2622	1	1	PL9*110	177	1.37	1.37	0.029	ASTM A572 Gr.50
2623	1	1	PL9*110	176	1.37	1.37	0.030	ASTM A572 Gr.50
2639	2	2	PL6*179	502	4.23	8.46	0.205	ASTM A36 Gr.36
2650	2	2	PL6*70	500	1.65	3.30	0.152	ASTM A36 Gr.36
2654	1	1	PL12*480	412	18.63	18.63	0.176	ASTM A572 Gr.50
2673	1	1	PTE 70X70X2	496	2.04	2.04	0.139	ASTM A500 Gr.C
2674	5	5	PL4.5*150	245	1.30	6.49	0.385	ASTM A36 Gr.36
2688	1	1	PL4.5*150	245	1.30	1.30	0.077	ASTM A36 Gr.36
2689	1	1	PTE 70X70X2	492	2.02	2.02	0.138	ASTM A500 Gr.C
2690	1	1	PTE 70X70X2	494	2.03	2.03	0.138	ASTM A500 Gr.C
2691	1	1	PTE 70X70X2	500	2.05	2.05	0.140	ASTM A500 Gr.C
2692	1	1	PTE 70X70X2	461	1.89	1.89	0.129	ASTM A500 Gr.C
2705	2	2	PL4.5*125	125	0.55	1.11	0.055	ASTM A36 Gr.36
2707	3	3	PL4.5*133	134	0.63	1.90	0.092	ASTM A36 Gr.36
2708	6	6	PL4.5*143	148	0.75	4.49	0.214	ASTM A36 Gr.36
2709	3	3	PL4.5*148	154	0.80	2.41	0.114	ASTM A36 Gr.36
2710	2	2	PL4.5*118	116	0.48	0.97	0.049	ASTM A36 Gr.36
2711	1	1	PL4.5*152	159	0.86	0.86	0.040	ASTM A36 Gr.36
2719	1	1	PL4.5*150	245	1.30	1.30	0.077	ASTM A36 Gr.36
2720	1	1	PL3*64	64	0.10	0.10	0.008	ASTM A36 Gr.36
2726	1	1	PL4.5*140	143	0.71	0.71	0.034	ASTM A36 Gr.36
2727	1	1	PL4.5*122	123	0.53	0.53	0.026	ASTM A36 Gr.36
2747	1	1	PTE 70X70X2	510	2.10	2.10	0.143	ASTM A500 Gr.C

PESO TOTAL DEL PLANO = **945.93** kg x **3** % DE SOLDADURAS = **974.30** kg AREA TOTAL DEL PLANO = **26.20** m2

TAMAÑOS DE FILETE

(1) mm/(pulg.)	W=0.49(6) Gr.36	W=0.68(6) Gr.50
3 (1/8")	2	3
4.5(3/16")	3	4
6 (1/4")	4	5
8 (5/16")	4	6
9 (3/8")	5	7
12 (1/2")	7	9
15 (5/8")	8	11
19 (3/4")	10	13
25 (1")	13	18
32(1-1/4")	16	22
38(1-1/2")	19	26
50 (2")	25	35
filete sencillo	2W	
filete doble	W / W	

Acabado / Pintura / Ensayo (SRS)

Anticorrosivo / Espesor : Anticorrosivo Epoxico Gris P / 75 µ
Barrera / Espesor : NO APLICA
Esmalte / Espesor : Esmalte Poliuretano Rojo RAL 3020 PI 50
Tratamiento Superficial : SSPC-SP6
Pertenece al Sistema de Resistencia Sismica (SRS) : SI

Nº rev.	Descripción de Revisión	Tipo	Fecha	Revisó

INHIERRO

OBRA : 19044Q

Cubierta y Graderias-Macal

CONTIENE : VIGA DE CUBIERTA

Cubierta

CALCULÓ:	Mariana Penagos	FECHA:	16.02.2022
DETALLADO:	Mariana Penagos	MEDIDAS EN:	mm
MODELO:	Darwin H.-Andres A.-Sandra C.	ESCALA:	INDICADAS
DIBUJO:	Daniel Henao	REVISO:	REV. NUM.

PLANO Nº: **19044QF229** **VC-2510**

Tekla Structures