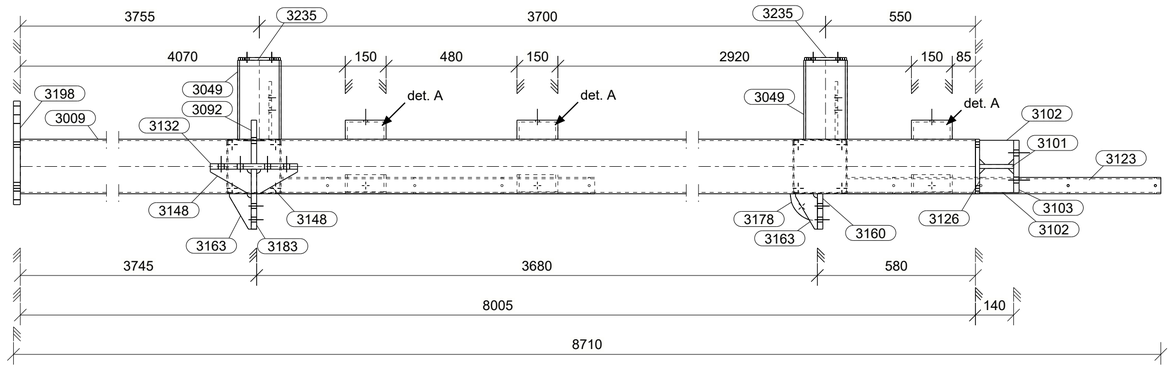

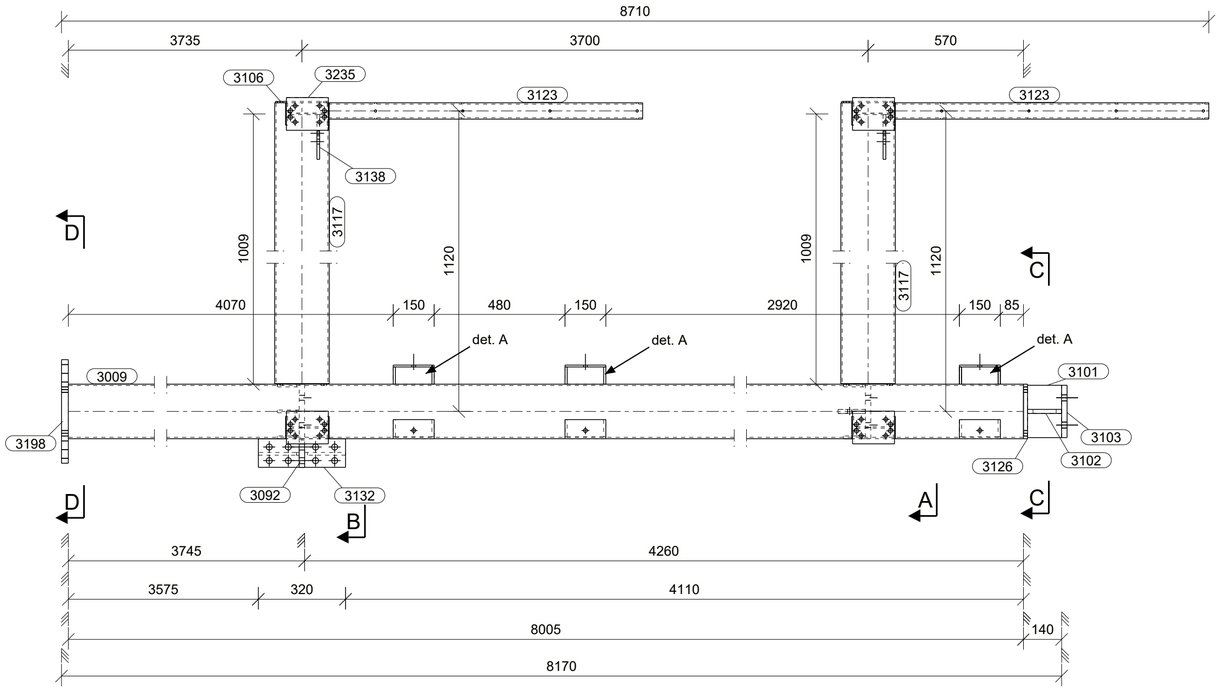

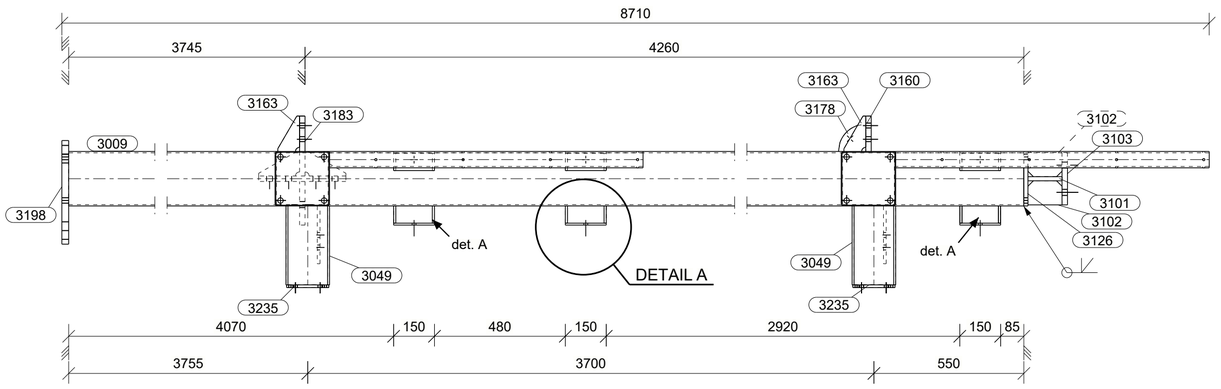

A - A
1:15

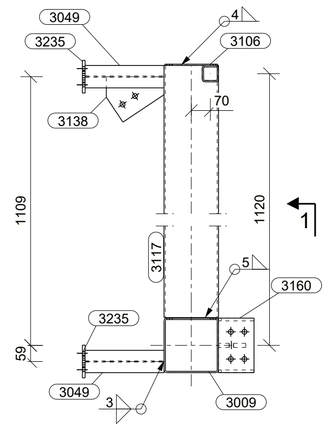

1 - 1
1:10

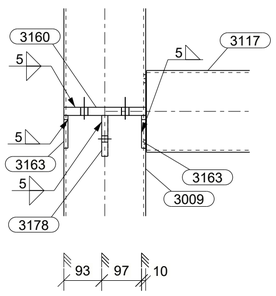

B - B
1:15

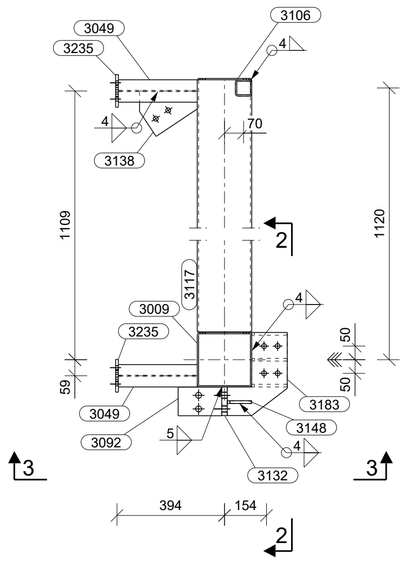

2 - 2
1:10

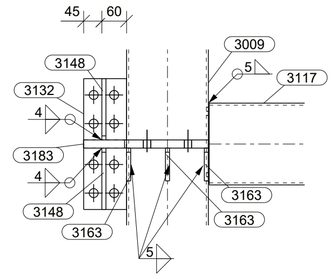

3 - 3
1:10

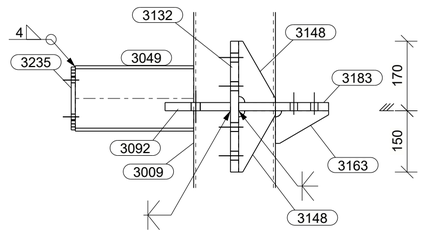

C - C
1:10

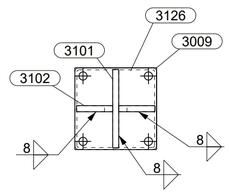

D - D
1:15

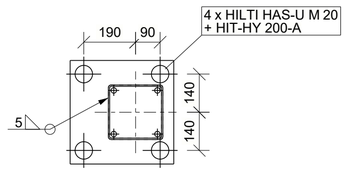

4

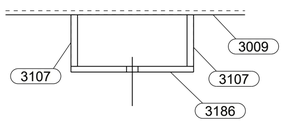

4

Detail A
1:5

4 - 4
1:5

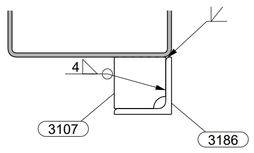

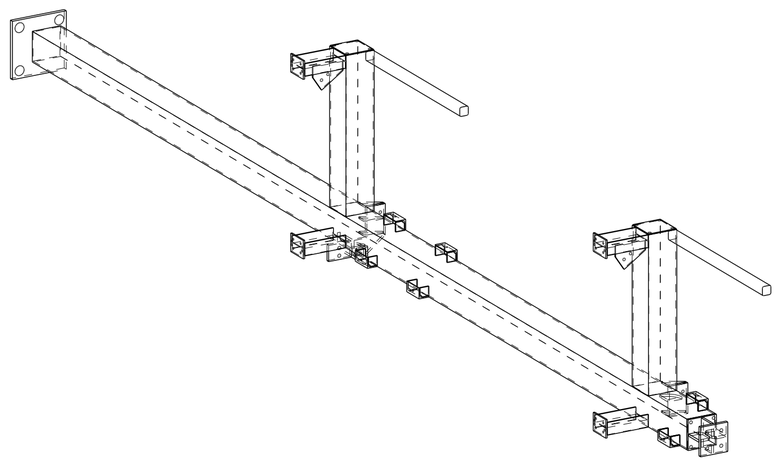

SUMARIZACE POLOŽEK DÍLCE

Položka	Profil	Materiál	Počet	Délka [mm]	Hmotnost [kg]
3009	SHS200*5	S355	1	8005	245.07
3049	IPE160	S355	2	289	9.15
3049	IPE160	S355	2	290	9.15
3092	PL20*105	S355	1	160	2.64
3101	PL15*125	S355	1	192	2.83
3102	PL15*88	S355	2	125	2.61
3103	PL20*192	S355	1	192	5.79
3106	PL5*194	S355	2	194	2.95
3107	PL8*63	S355	16	63	3.81
3117	SHS200*5	S355	2	1048	64.17
3123	SHS60*5	S355	2	1150	19.80
3126	PL15*200	S355	1	200	4.71
3132	PL20*105	S355	1	320	5.28
3138	PL10*164	S355	2	212	3.83
3148	PL10*90	S355	2	150	1.21
3160	PL20*130	S355	1	200	4.08
3163	PL10*80	S355	5	130	2.37
3178	PL15*100	S355	1	100	0.91
3183	PL20*220	S355	1	305	7.71
3186	L70*7	S355	6	150	6.64
3198	PL25*380	S355	1	380	28.34
3235	PL10*120	S355	4	154	5.80
Celkem					**438.84** kg

PŘÍPRAVA SVAROVÝCH PLOCH

PODLE - ČSN EN 29692

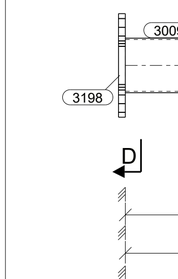

	ÚHEL a	MEZERA b	OTUPENÍ c
V - svar	40° ≤ a ≤ 60°	b ≤ 4	c ≤ 4
½ - svar	35° ≤ a ≤ 60°	2 ≤ b ≤ 4	1 ≤ c ≤ 2
K - svar	35° ≤ a ≤ 60°	1 ≤ b ≤ 4	c ≤ 2

NEOZNAČENÉ SVARY	KOUTOVÉ SVARY
TUPÉ SVARY	$t_1 \geq t_2$
PROVÉST NA TLOUŠŤKU MATERIÁLU	$a = 0{,}5 \times t_2$

TABULKA KOUTOVÝCH SVARŮ DEFINUJÍCÍ KONSTRUKČNÍ ZÁSADY

PODLE - ČSN EN 1993-1-8

a_w	z_w	L_{min}	L_{max}
3	4,5	30	450
4	6,0	30	600
5	7,0	30	750
6	8,5	36	900
7	10,0	42	1050

DOKONČOVÁNÍ OCELOVÝCH PRVKŮ

PODLE - ČSN EN ISO 14713-1

(Pozinkování povlaky - Směrnice a doporučení pro ochranu proti korozi oceli v konstrukcích - Část 1: Všeobecné zásady navrhování a odolnost proti korozi)

ZINKOVÁNÍ:	Životnost 80 let

CELKOVÁ TLOUŠŤKA ZINKU MIN. 100 µm

OCHRANA PROTI KOROZI NA ÚROVNI - C3

STATIC POINT, spol s r.o.
Plzeňská 2562/166
150 00 Praha 5
Czech Republic

Název akce				Č. p. 21055
VÝVOJOVÉ A PRODUKČNÍ SÍDLO SPOLEČNOSTI CROSS				Měřítko 1:15
Dílec	Délka	Plocha	Ks	Hmotnost 1ks
C71	8710 mm	0.971 m^2	1	438 kg

Tekla Structures