Remarque : La liste n'est qu'indicative, suivez la liste des assemblages.

Assemblage	Nombre	Désignation	Longueur (m)	Poids (kg)
B1	24	HEA180	1.803	1743.36
B3	1	HEA180	6.088	777.66
B4	1	SHS60*5	3.037	27.49
B4	1	SHS60*5	3.037	27.49
B6	1	SHS100*5	2.114	39.10
B6	1	SHS100*5	2.114	39.11
B8	1	SHS60*5	1.781	16.63
B10	1	SHS60*5	3.702	36.07
B11	1	HEA180	2.503	97.56
B13	1	HEA160	10.170	1200.97
B14	1	HEA160	10.182	1176.96
B16	1	SHS60*5	1.781	16.63
B18	2	SHS60*5	3.029	54.84
B22	2	SHS60*5	2.844	51.65
B24	1	SHS100*5	2.113	39.84
B26	2	SHS60*5	2.892	52.48
B26	2	SHS60*5	2.892	52.48
B27	1	SHS60*5	1.681	15.77
B28	1	SHS100*5	2.114	39.82
B30	1	HEA160	10.109	1123.66
B31	1	HEA160	10.109	1094.11
B32	2	SHS100*5	2.113	79.76
B35	1	SHS60*5	1.715	16.06
B35	1	SHS60*5	1.715	16.06
B36	2	SHS80*5	1.705	44.81
B37	1	SHS60*5	3.563	34.64
B38	1	SHS60*5	1.681	15.77
B39	1	SHS80*5	3.561	50.71
B40	1	SHS80*5	3.561	50.71
B42	1	SHS100*5	2.113	39.90
B44	1	SHS60*5	2.812	25.55
B44	1	SHS60*5	2.812	25.55
B46	1	HEA160	6.152	560.06
B47	1	HEA160	6.152	542.86
B48	1	SHS60*5	2.919	26.47
B48	1	SHS60*5	2.919	26.47
B49	1	SHS60*5	2.661	24.24
B49	1	SHS60*5	2.661	24.24
B50	1	SHS100*5	2.113	39.39
B52	2	SHS60*5	2.408	44.10
B54	2	SHS100*5	2.948	95.26
B55	1	SHS100*5	2.114	39.36
B57	1	HEA160	5.730	542.87
B58	1	HEA160	5.730	537.18
B59	1	HEA160	4.763	546.42
B60	1	HEA160	4.763	542.94
B61	1	SHS60*5	2.361	21.65
B61	1	SHS60*5	2.361	21.65
B64	2	SHS60*5	2.732	49.72
B65	32	SHS60*5	2.772	806.46
B67	1	SHS100*5	2.114	39.75
B68	1	SHS100*5	2.114	39.83
B70	2	SHS60*5	2.812	51.09
B70	2	SHS60*5	2.812	51.09
B71	1	HEA160	9.550	1074.85
B72	1	HEA160	9.550	1064.58
B74	10	SHS100*5	2.114	397.86
B75	3	SHS100*5	2.114	126.83
B77	6	SHS80*5	3.461	258.64
B80	1	SHS60*5	2.821	25.62
B80	1	SHS60*5	2.821	25.62
B81	1	HEA160	8.609	930.58
B82	1	HEA160	8.609	922.74
B83	7	SHS100*5	2.114	277.96
B86	1	SHS60*5	2.724	24.79
B86	1	SHS60*5	2.724	24.79
B86	12	SHS60*5	2.724	297.47
B87	1	SHS70*5	2.736	30.57
B87	3	SHS70*5	2.736	91.70
B90	2	SHS100*5	2.114	87.03
B91	1	HEA160	8.809	1112.51
B92	1	HEA160	8.809	1104.04
B93	2	SHS100*5	3.502	108.59
B94	1	HEA160	4.022	504.62
B95	12	SHS60*5	2.872	312.78
B98	4	SHS100*5	2.114	159.48
B99	4	SHS100*5	3.545	219.87
B100	1	SHS100*5	2.113	39.38

Remarque : La liste n'est qu'indicative, suivez la liste des assemblages.

Assemblage	Nombre	Désignation	Longueur (m)	Poids (kg)
B101	1	SHS100*5	2.114	42.48
B102	1	HEA160	4.022	496.55
B105	1	HEA160	7.540	793.44
B106	1	HEA160	7.540	782.59
B108	1	SHS100*5	2.114	39.84
B110	1	HEA160	8.809	1112.51
B111	1	HEA160	8.809	1104.04
B113	2	SHS70*5	2.678	59.95
B116	1	SHS100*5	2.114	43.40
B118	1	SHS60*5	2.838	25.77
B118	1	SHS60*5	2.838	25.77
B119	1	HEA160	9.899	1095.37
B120	1	HEA160	11.809	1233.93
B121	1	HEA160	11.809	1222.19
B123	2	SHS100*5	2.114	79.64
B124	2	SHS80*5	1.674	44.07
B126	1	SHS80*5	3.494	49.59
B127	1	SHS60*5	3.491	33.90
B128	1	SHS80*5	3.494	49.59
B131	1	HEA160	9.899	1066.53
B133	2	SHS100*5	3.154	101.40
B134	1	SHS60*5	2.392	21.92
B134	1	SHS60*5	2.392	21.92
B136	1	SHS100*5	2.114	40.14
B138	1	HEA160	4.500	618.11
B139	1	HEA160	4.500	614.71
B140	2	SHS60*5	3.143	56.82
B145	1	SHS60*5	2.344	21.50
B145	1	SHS60*5	2.344	21.50
B147	1	SHS100*5	2.113	39.34
B149	1	SHS60*5	2.391	21.90
B149	1	SHS60*5	2.391	21.90
B155	1	SHS100*5	2.113	39.37
B157	1	SHS60*5	1.507	14.27
B157	1	SHS60*5	1.507	14.27
B159	1	SHS60*5	3.123	29.97
B161	3	SHS60*5	2.637	72.11
B161	4	SHS60*5	2.637	96.14
B161	1	SHS60*5	2.637	24.04
B172	4	L60*6	0.120	2.61
B174	1	IPE140	2.434	63.43
B176	2	SHS80*5	1.688	44.41
B177	1	HEA180	10.063	1207.46
B178	1	SHS80*5	3.221	45.44
B180	1	SHS60*5	1.014	10.00
B181	1	SHS60*5	1.159	11.25
B183	1	SHS60*5	1.613	15.18
B185	1	SHS60*5	1.768	16.52
B188	2	SHS60*5	2.715	49.42
B191	2	SHS60*5	2.898	52.58
B193	2	SHS60*5	1.867	34.75
B198	1	IPE160	4.225	72.56
B203	1	IPE160	3.100	49.65
B204	2	IPE140	2.858	77.19
B209	1	HEA180	6.088	777.53
B211	1	SHS100*5	2.814	50.65
B213	1	SHS100*5	2.813	49.55
B215	1	SHS60*5	3.841	36.12
B217	1	SHS100*5	2.814	49.62
B219	1	SHS100*5	2.814	53.18
B220	1	IPE160	2.794	50.29
B221	1	IPE160	2.794	63.60
B222	1	IPE160	2.794	51.18
B224	1	HEA180	2.470	96.40
B230	1	SHS60*5	1.536	14.52
B231	1	SHS60*5	1.613	15.18
B233	1	SHS60*5	1.122	10.93
B234	1	SHS60*5	0.975	9.67
B235	1	L60*6	0.120	0.65
B236	3	L60*6	0.120	1.96
B237	1	IPE140	2.434	63.43
B240	1	SHS80*5	3.221	45.44
B241	1	HEA180	9.731	1175.36
B242	1	HEA180	0.873	38.75
B243	1	IPE160	0.829	17.92
B244	1	IPE160	0.829	16.34
B245	1	IPE160	0.906	18.63
B246	1	UPE120	2.834	43.45

Remarque : La liste n'est qu'indicative, suivez la liste des assemblages.

Assemblage	Nombre	Désignation	Longueur (m)	Poids (kg)
B247	2	SHS60*5	2.804	50.96
B249	1	SHS100*5	2.114	39.81
B252	8	SHS60*5	2.836	206.03
B252	8	SHS60*5	2.836	206.03
B254	1	HEA160	9.917	1106.11
B255	1	HEA160	9.917	1095.38
B257	4	SHS100*5	2.114	159.37
B258	2	SHS100*5	2.114	84.81
B260	4	SHS80*5	3.514	174.94
B264	2	HEA160	8.910	1905.27
B265	2	HEA160	8.910	1887.69
B266	3	SHS100*5	2.114	119.42
B268	6	SHS60*5	2.796	152.45
B272	1	HEA160	9.750	1091.51
B273	1	HEA160	9.750	1080.61
B275	1	HEA160	11.550	1211.24
B276	1	HEA160	11.550	1200.31
B280	2	SHS60*5	1.664	31.24
B281	2	SHS80*5	1.659	43.71
B284	1	SHS80*5	3.461	49.03
B285	1	SHS60*5	3.456	33.53
B286	1	SHS80*5	3.461	49.03
B288	1	HEA160	9.610	1087.57
B289	1	HEA160	9.610	1077.12
B293	2	HEA160	9.550	2150.34
B294	2	HEA160	9.550	2129.80
B297	2	HEA160	8.610	1861.22
B298	2	HEA160	8.610	1845.53
B299	1	SHS60*5	2.600	23.71
B299	1	SHS60*5	2.600	23.71
B302	1	SHS100*5	2.114	39.58
B304	1	HEA160	10.795	1155.54
B305	1	HEA160	10.795	1146.98
B309	4	SHS100*5	2.114	158.48
B310	1	SHS60*5	1.608	15.13
B310	1	SHS60*5	1.608	15.13
B311	2	SHS80*5	1.607	42.50
B314	1	SHS80*5	3.350	47.15
B315	1	SHS60*5	3.336	32.28
B316	1	SHS80*5	3.350	47.15
B318	1	HEA160	8.365	992.74
B319	1	HEA160	8.365	983.48
B322	1	SHS100*5	2.114	39.24
B325	1	SHS60*5	1.931	17.93
B325	1	SHS60*5	1.931	17.93

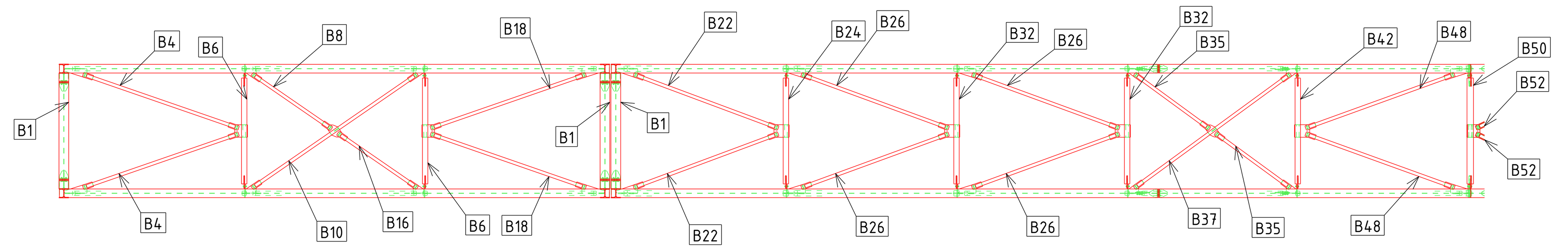

A - A
1:100

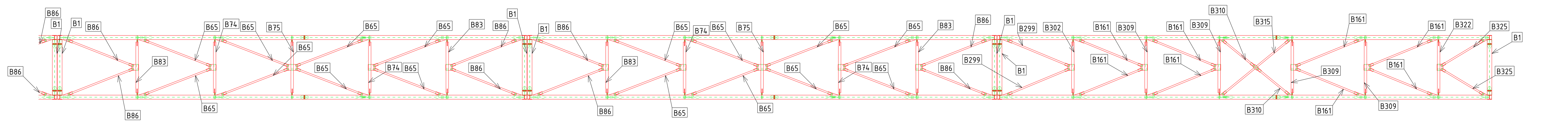

G - G AXE K-N
1:100

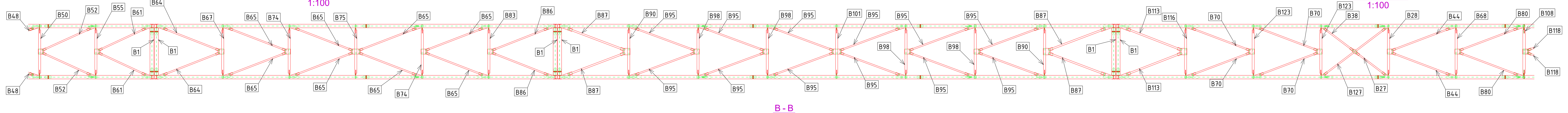

B - B
1:100

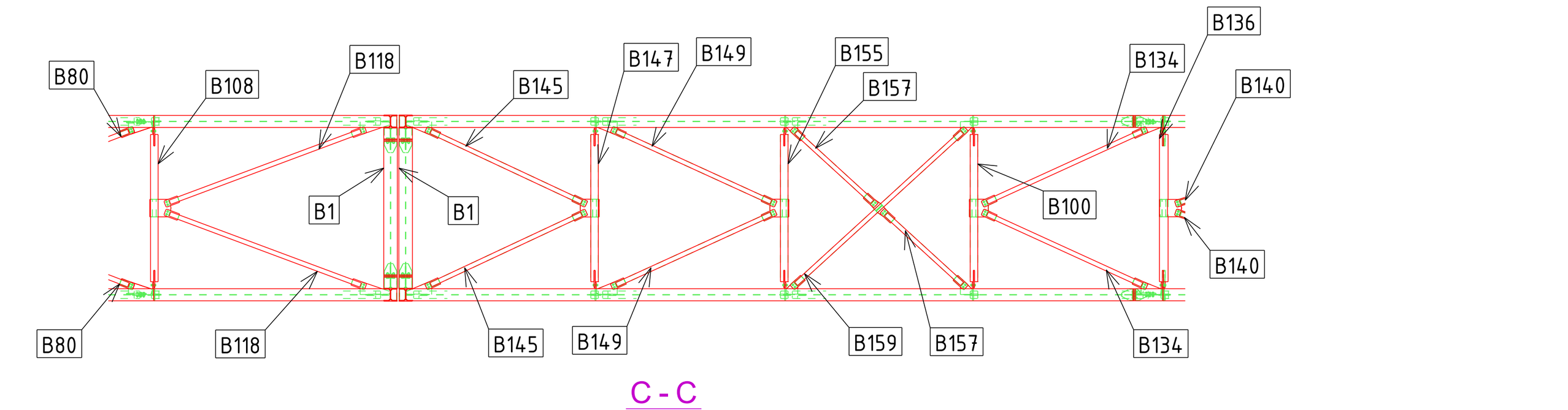

C - C
1:100

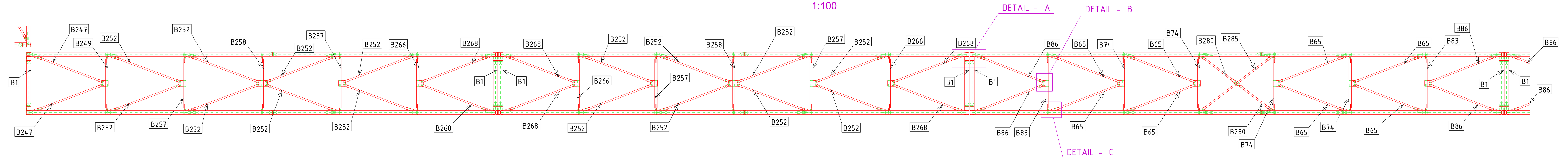

G - G AXE H-K
1:100

DETAIL - B 1:10

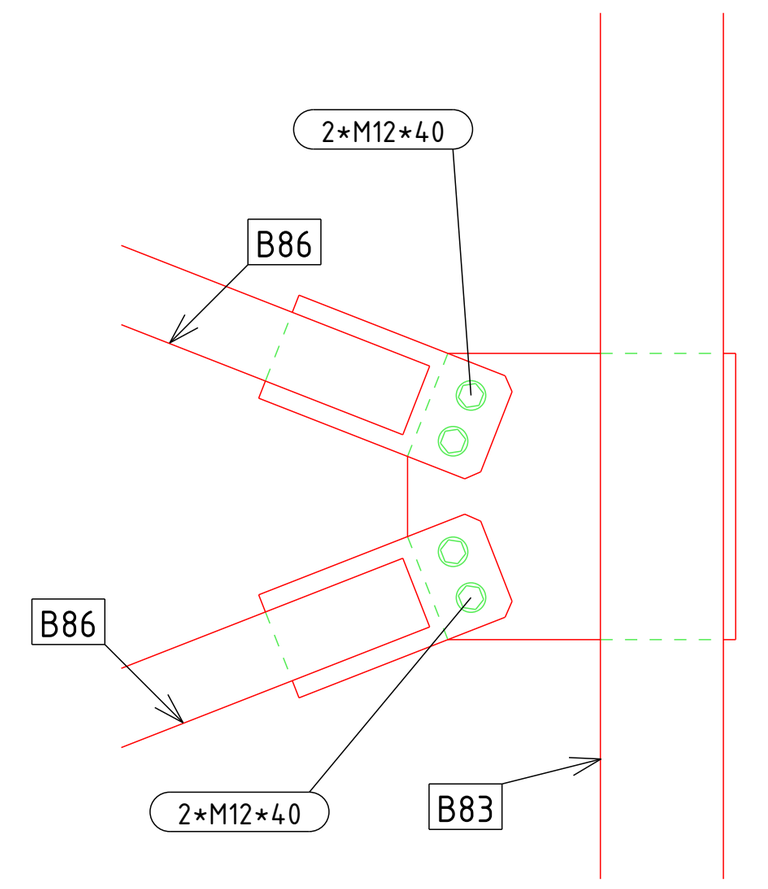

DETAIL - C 1:10

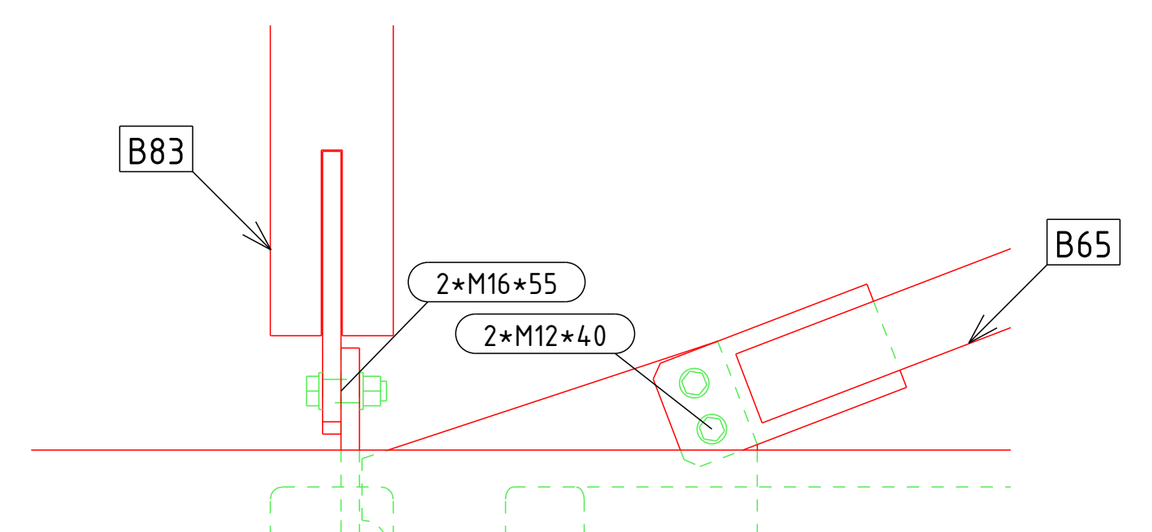

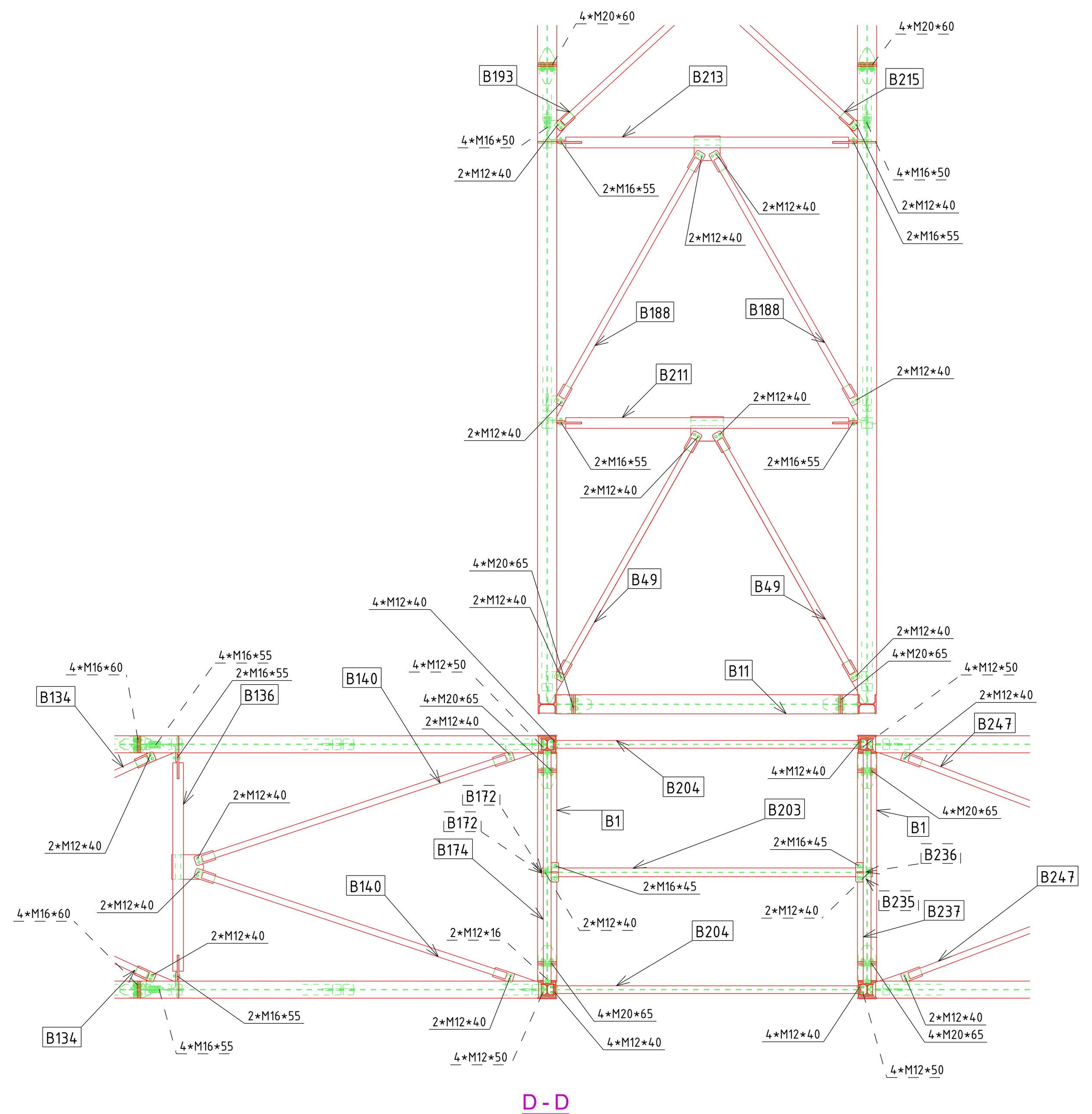

D - D
1:50

DETAIL - A 1:10

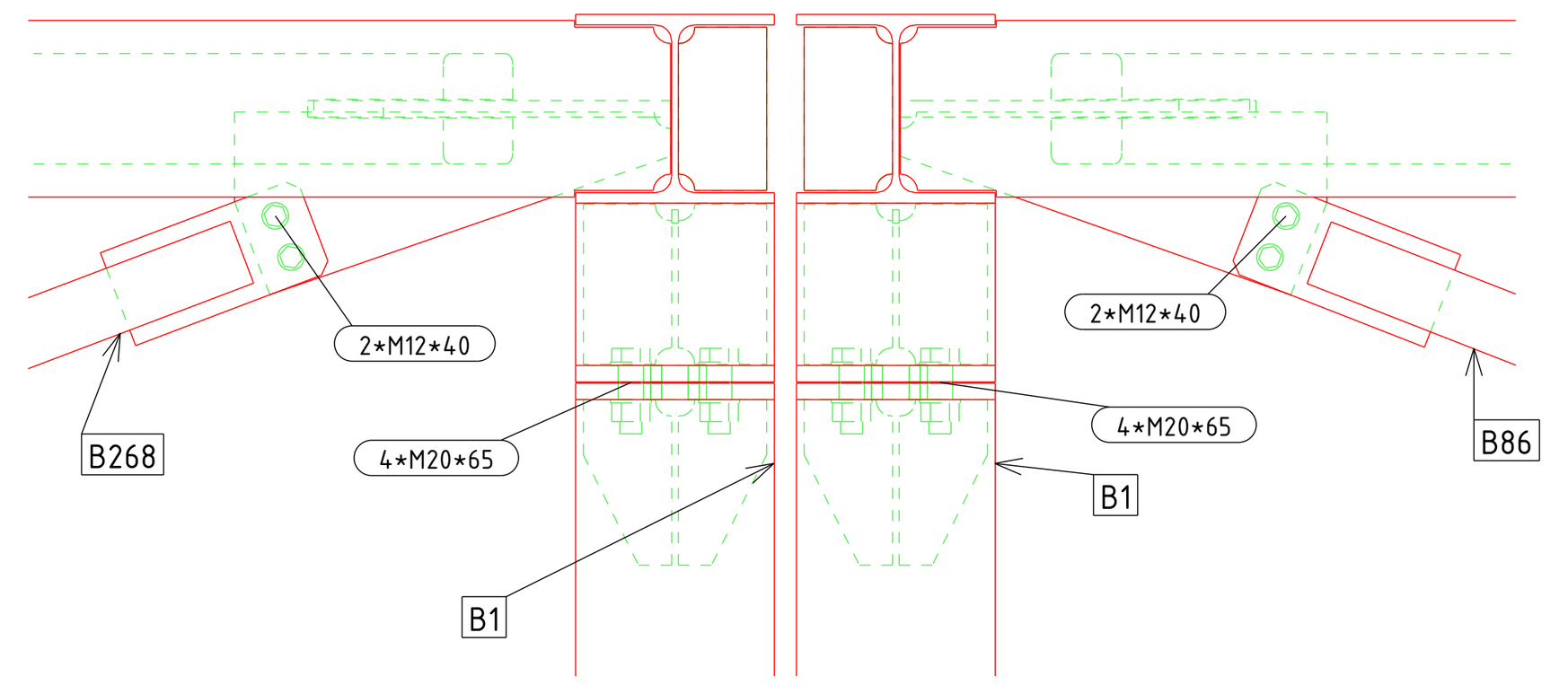

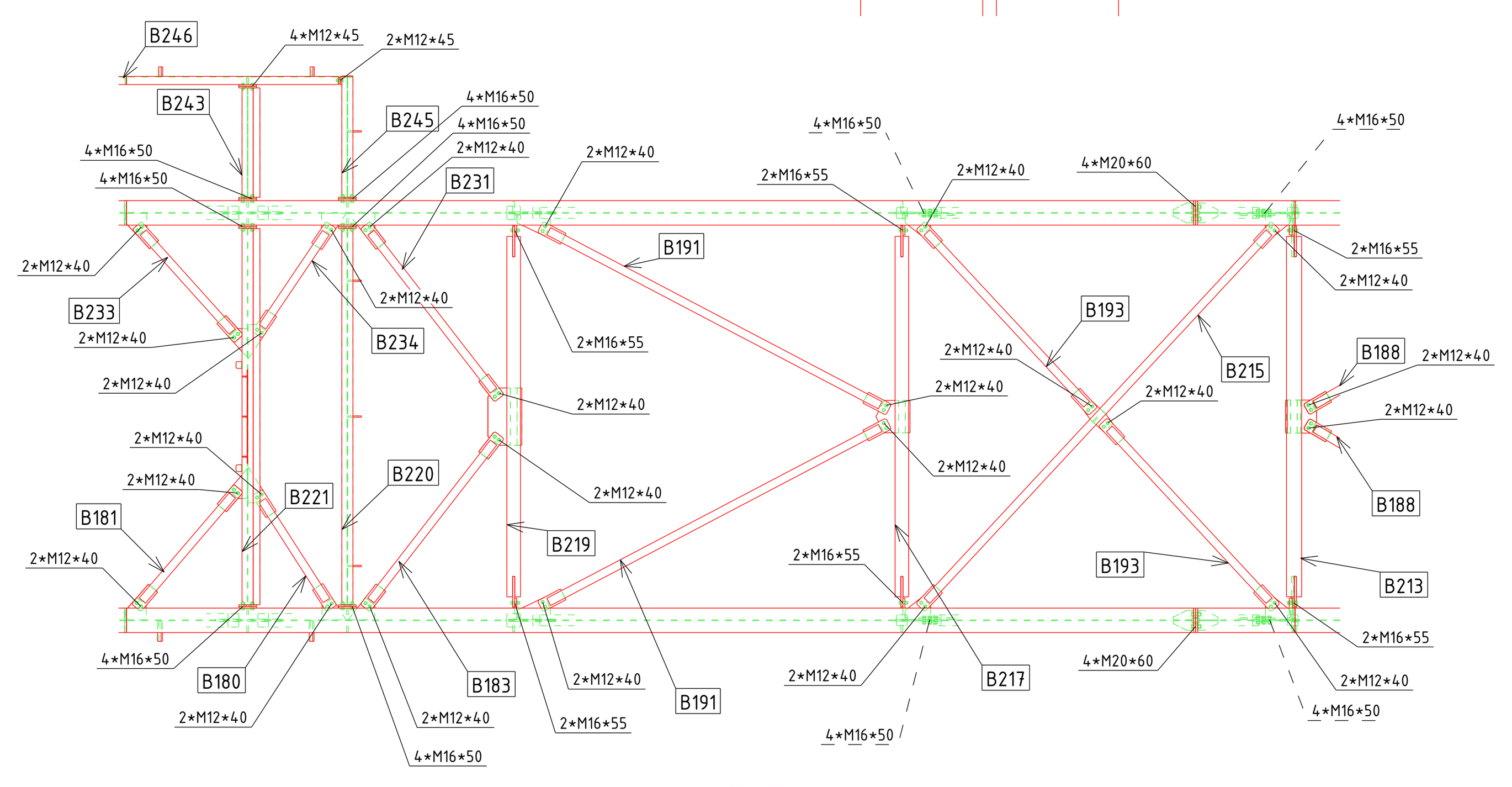

E - E
1:50

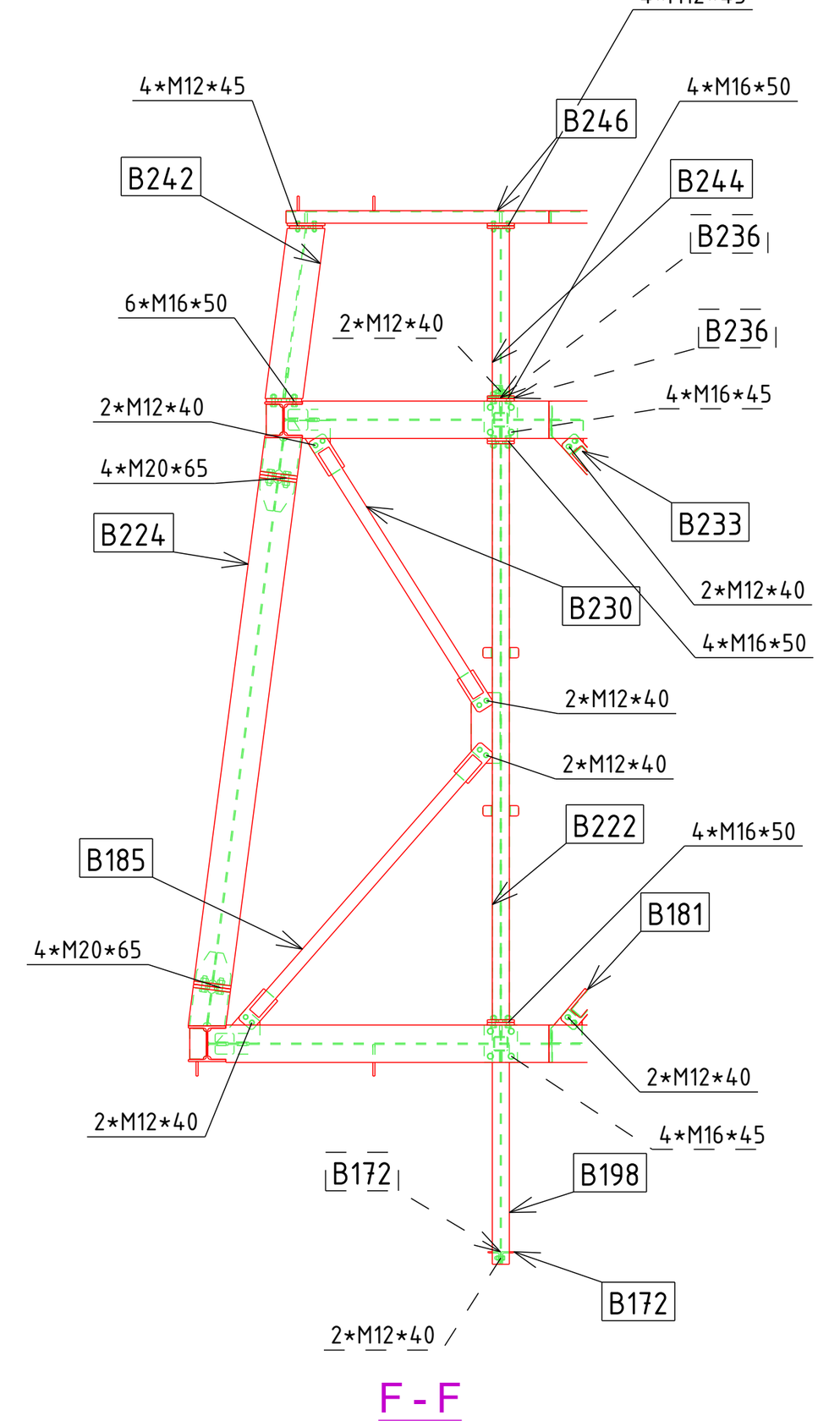

F - F
1:50

Nota:
-Tous les boulons sont montés avec 1 rondelle coter écrous
-Tous les boulons des pieces mécanique les rondelle sont en format "L"
-Ecrous PAL a mettre en place sur chaque boulons

LA GALERIE A ASSEMBLAR AU SOL ET MONTÉE SUR COLONNES DANS SON ENSEMBLE

LA STRUCTURE EST SELON LA NORME EN 1092-2+A1 EST CLASSEE DANS LA CATEGORIE DE PRODUCTION: EXC2
TOLERANCE SELON LA NORME EN 1090 -2 +A1.
CLASSE DE QUALITE DES SOUDURES "C" SELON LA NORME EN 5817
LES SOUDURES DOIVENT ETRE QUALITFIES SELON LA NORME EN 287-1.
TOUTES LES SOUDURES DOIVENT ETRE FERMEES.

VISSERIE : FINITION GALVANISEE

MATIERE: S235JR, S355J0, LES CONDITIONS TECHNIQUES DE LIVRASON SELON LA NORME EN 10025.
CERTIFICATS DE LA MATIERE SELON LA NORME EN 10204 2.2

AK NA VÝKRESE NIE JE UVEDENE INAK, PLATI (USE THIS RULES IF NO NOTES ON DRAWING) :

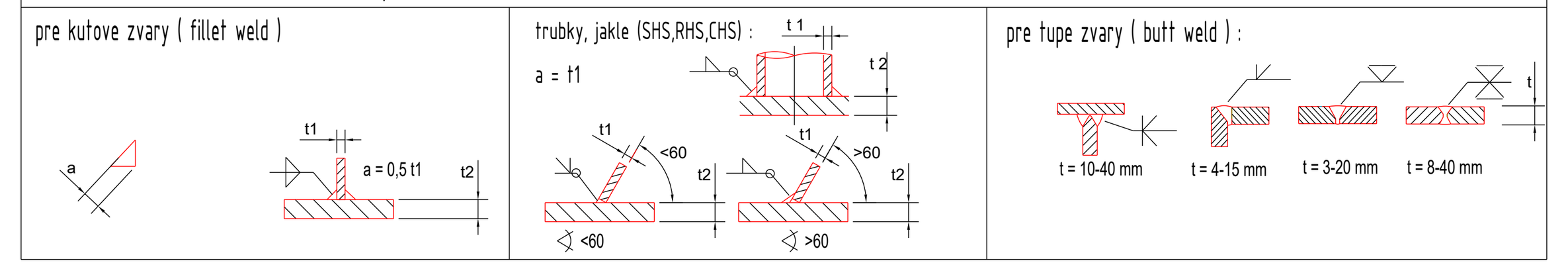

Issue:	Date:	Description:

Gen. Designer:
HESCON
ARCHITEKTONICKO INŽINIERSKA KANCELÁRIA
Nám. sv. Anny 20C/7269
0911 01 TRENČÍN
MOB: +421 911509411
WEB: www.hescon.sk

Order:		Investor:	Gen. Contractor:	
Responsible Designer:	Ing.E.Hrnčiar	Project Name:		
Checked by:	Ing.R.Sokol	Part of PD:		
Designer:	Ing.D.Bodnár			
Region: Dunkerque	County: France	Town: Mardyck	Department:	Galerie transporteur S001
Phase: Documentation des structures en acier			Profesia:	Constructions en acier
Contract No.: 2023_005_50	Scale: 1:10 1:50 1:100	Format: A0	Drawing Name: Vue en coupe A-G	Drawing No.: 018 Rev.