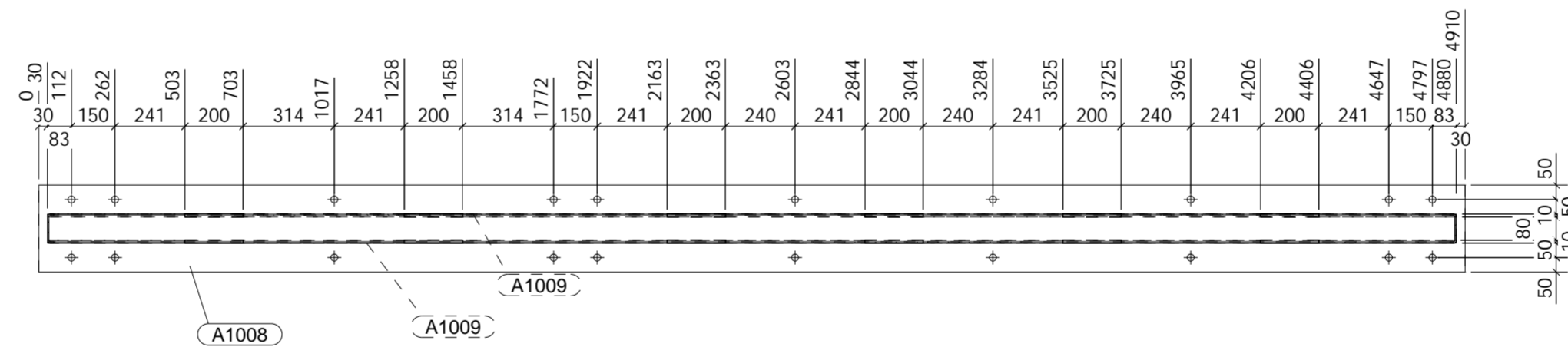
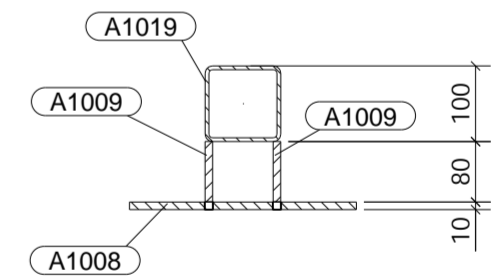


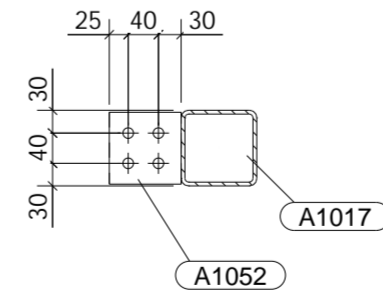
A - A
1:20



B - B
1:10



C - C
1:10



Conjunto A1			Qtd. Total de Conjuntos	Peso Total	Peso Conjunto
			1 Un.	460.45Kg	460.45 Kg
Peça	Qtd	Perfil	Comprimento (mm)	Kg/Peça	Kg Total
A1001	1	SHS100X5	5281	74.29	74.29
A1003	1	SHS100X5	588	7.25	7.25
A1006	1	SHS100X5	2991	41.73	41.73
A1008	1	PL10X300	4910	113.35	113.35
A1009	2	PL10X90	4850	31.42	62.84
A1010	1	RHS30X2	1267	2.08	2.08
A1011	1	SHS100X5	1587	22.18	22.18
A1012	1	RHS30X2	1649	2.72	2.72
A1013	1	RHS30X2	1247	2.07	2.07
A1014	1	RHS30X2	816	1.35	1.35
A1015	1	RHS30X2	314	0.51	0.51
A1017	1	SHS100X5	2678	36.65	36.65
A1019	1	SHS100X5	4850	68.22	68.22
A1020	1	RHS30X2	1295	2.13	2.13
A1022	1	RHS30X2	320	0.52	0.52
A1023	1	RHS30X2	683	1.09	1.09
A1024	1	RHS30X2	491	0.76	0.76
A1035	1	RHS30X2	1190	1.94	1.94
A1038	1	RHS30X2	813	1.34	1.34
A1039	1	RHS30X2	992	1.61	1.61
A1040	1	RHS30X2	987	1.61	1.61
A1041	1	RHS30X2	928	1.51	1.51
A1046	1	RHS30X2	1195	1.90	1.90
A1047	1	RHS30X2	551	0.89	0.89
A1048	1	RHS30X2	928	1.50	1.50
A1049	1	RHS30X2	762	1.25	1.25
A1052	7	PL10X95	95	0.71	4.96
A1056	1	RHS30X2	614	1.00	1.00
A1060	1	RHS30X2	732	1.19	1.19

J.P. ENGENHARIA
JOSÉ R. PIMENTA - SERVIÇOS DE ENGENHARIA, LDA.

Quadro de Materiais:					
Classe de Execução:	EXC2				
Perfis Laminados:	S275JR				
Perfis Enfiados:	S280GD				
Parafusos:	Classe 8.8				
Porcas de Abertura:	Classe 8.8				

Referência:	Data:	Escala:	Unidades:	Folha:	Revisão:
2020JP07	08.04.2021	1:10 1:20	[mm]	A2	

Fase: AMARELO CONJUNTO

Nº Desenho: [A.1]