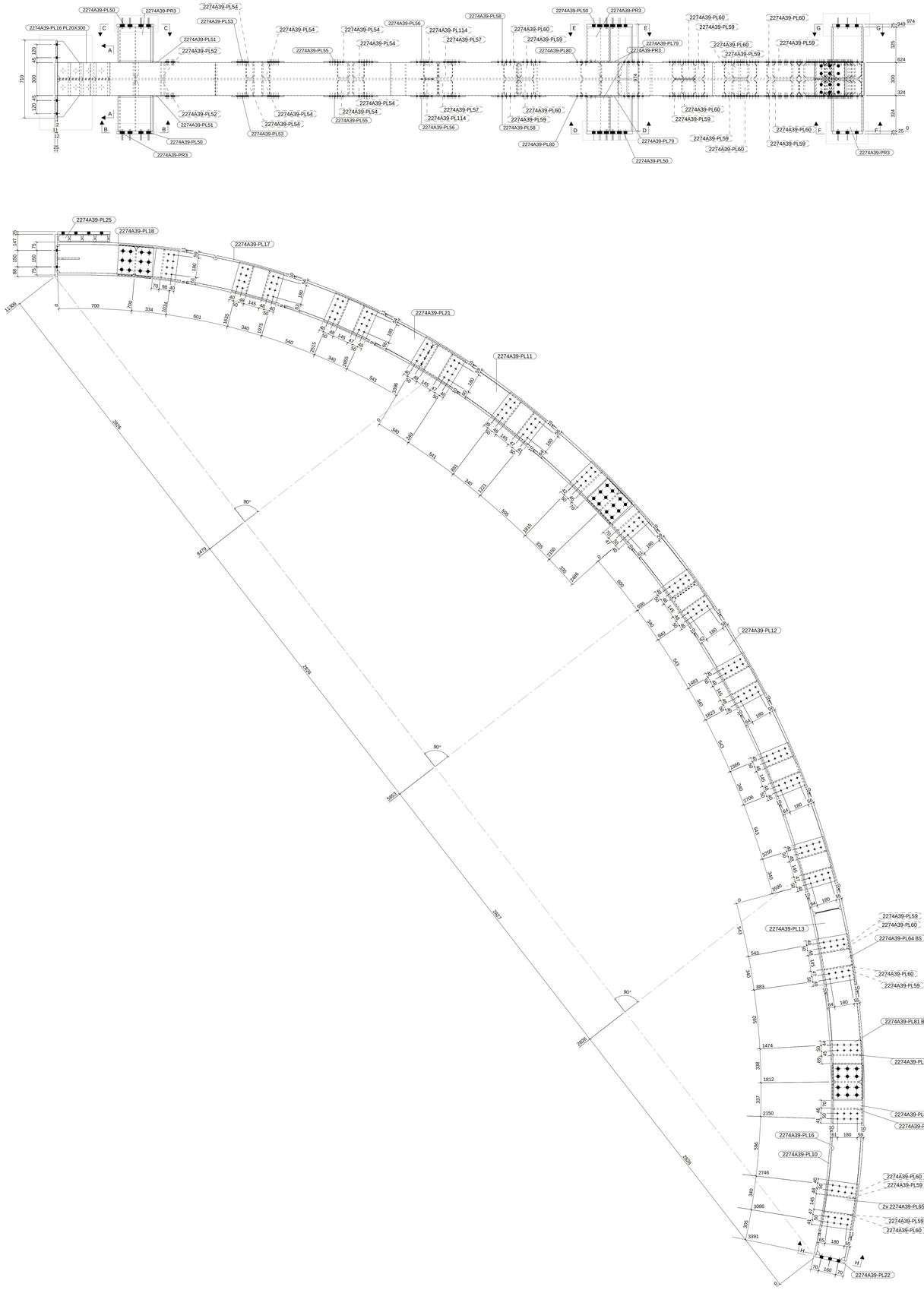

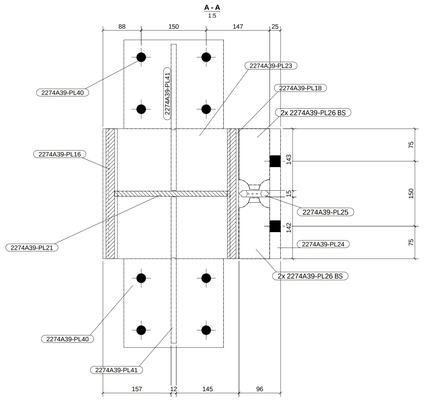

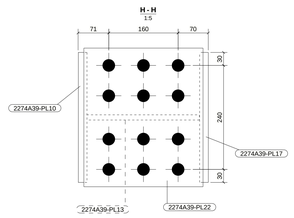

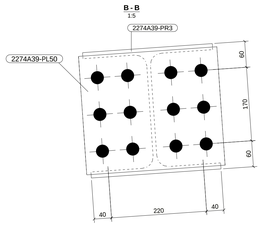

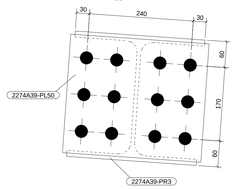

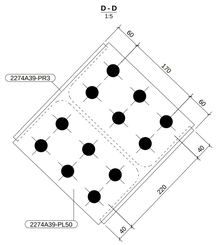

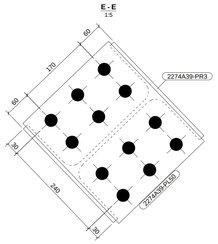

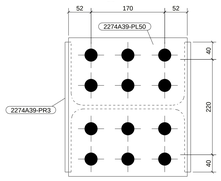

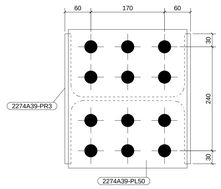

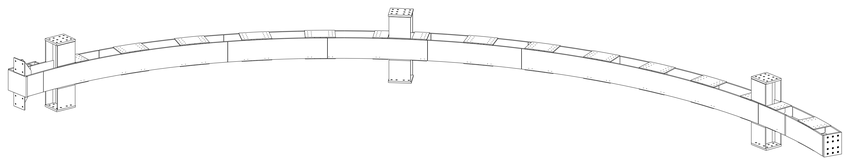

PORMENORES GERAIS DE SOLDADURAS

Overall WELDING DETAILS

FABRICA Factory	FORNECIDO Other	FABRICA Factory	FORNECIDO Other
1	2	3	4
5	6	7	8
9	10	11	12
13	14	15	16

Soldas de filete a fornecer a cargo do fabricante, a menos que indicadas em contrário.
Fillet welds to be provided by the fabricator, unless otherwise specified.

Tolerâncias de soldadura de acordo com a norma ISO 5817.
Welding tolerances according to the standard ISO 5817.

Ensaios: ensaios não-destrutivos a cargo do fabricante, de acordo com a norma ISO 17637.
Tests: Visual inspection according to standard ISO 17637 to be carried out by the fabricator.

Classe de execução: EN 1090 - 2 / EXC3
Classe de consequências: CC3
Classe de fadiga: 71
Classe de aço: S355JR
Classe de tolerâncias: Geométrica: Normal
Classe de soldadura: Normal
Classe de inspeção: Visual: 10%
Classe de ensaios: Ultrassonos: 10%

LISTA DE ELEMENTOS PARA O COMPONENTE			
2274A39-V5			
ELEMENTO Element	SECÇÃO Section	MATERIAL Material	QUANTIDADE Quantity
2274A39-PL10	PL20X300	S355JR	1
2274A39-PL11	PL12X810	S355JR	1
2274A39-PL12	PL12X804	S355JR	1
2274A39-PL13	PL12X834	S355JR	1
2274A39-PL16	PL20X300	S355JR	1
2274A39-PL17	PL20X300	S355JR	1
2274A39-PL18	PL20X300	S355JR	1
2274A39-PL21	PL12X718	S355JR	1
2274A39-PL22	PL20X225	S355JR	1
2274A39-PL23	PL20X300	S355JR	1
2274A39-PL24	PL20X300	S355JR	1
2274A39-PL25	PL15X68	S355JR	1
2274A39-PL26	PL20X71	S355JR	8
2274A39-PL40	PL12X205	S355JR	2
2274A39-PL41	PL12X200	S355JR	2
2274A39-PL50	PL20X220	S355JR	8
2274A39-PL51	PL10X208	S355JR	2
2274A39-PL52	PL10X140	S355JR	8
2274A39-PL53	PL10X420	S355JR	2
2274A39-PL54	PL10X143	S355JR	8
2274A39-PL55	PL10X420	S355JR	2
2274A39-PL56	PL10X420	S355JR	2
2274A39-PL57	PL10X143	S355JR	2
2274A39-PL58	PL10X420	S355JR	2
2274A39-PL59	PL10X143	S355JR	14
2274A39-PL60	PL10X143	S355JR	14
2274A39-PL61	PL10X420	S355JR	2
2274A39-PL62	PL10X420	S355JR	4
2274A39-PL63	PL10X420	S355JR	2
2274A39-PL64	PL10X420	S355JR	2
2274A39-PL65	PL10X420	S355JR	2
2274A39-PL79	PL10X207	S355JR	2
2274A39-PL80	PL10X207	S355JR	2
2274A39-PL81	PL10X207	S355JR	2
2274A39-PL82	PL10X208	S355JR	2
2274A39-PL83	PL10X143	S355JR	2
2274A39-PL114	PL10X143	S355JR	2
2274A39-PR3	HEA300	S355JR	6
TOTAL DE ELEMENTOS / Total of Elements			118

CONJUNTO COM RASTREABILIDADE
ASPECTO DE LOTES ASSOCIADOS DE ELEMENTOS RASTREÁVEIS
ASSOCIATED LOTS ASPECT OF TRACEABLE ELEMENTS

TOLERÂNCIA FABRICO Manufacturing Tolerances	CLASSE EXECUÇÃO Execution Class	COMPONENTE Component	ACABAMENTO Finish	QTD. Qty	SECÇÃO Section	MATERIAL Material	PESO (kg) Weight (kg)	ÁREA (m²) Area (m²)
EN 1090 - 2	EN 1090 / EXC3	Esquema Tipo 1	n/a	2	n/a	n/a	2372.5	41.6

± 400	± 1	± 7	± 30'	OPERAÇÃO Operation					
± 800	± 3	± 14							
± 1000	± 5	± 19	n.a.	CONTROLO Control					
± 1600	± 6	± 24		DATA Date					
± 2000	± 7	± 27		Nº OPERADOR Operator No.					
± 3000	± 8	± 30		FURGÃO Wagon No.	n.a.	CTO. PRODUZIDA Produced Qty.			
FURGÃO Wagon	n.a.	PÁRA-L Stop-L		TOTAL Total					

DESENHO Drawn by					CONTACTO 190
	Tiago Costa				
MODELO Modelled by	Luís Costa	DIRETOR OBRA Project Manager			Gabriel Mxxx
PROJETO Project	Guberkian	Nº PROJETO Project No.	2274		
P/I	Nº DESENHO Drawing No.	2274A39-V5	DATA Date	19.04.2024	REVISÃO Revision A0

ARESTALFER

Para tolerâncias específicas consultar a norma de tolerâncias geométricas enumeradas na norma EN 1090-2
For specific tolerances refer to the table of the enumerate geometric production tolerances of the standard EN 1090-2

2.5MB-SRV0495