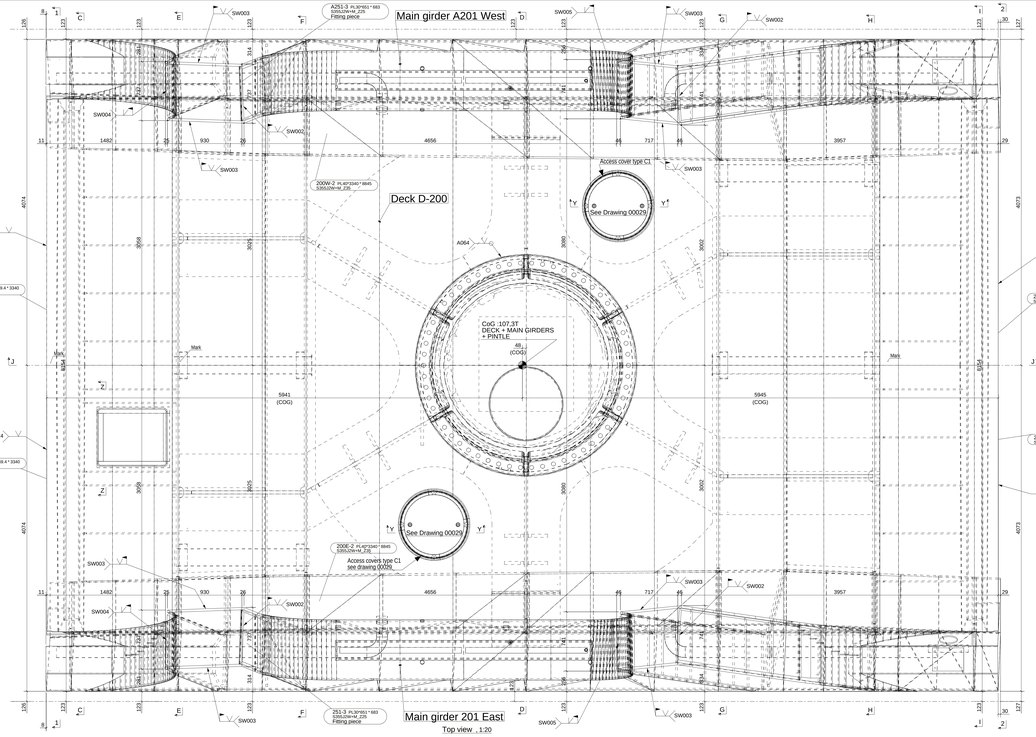

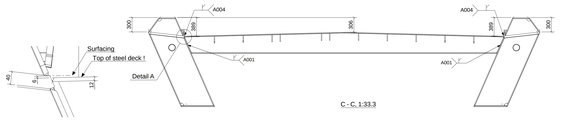

Detail A, 1:5

C - C, 1:33.3



E - E, 1:33.3

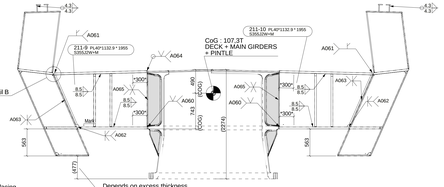

Detail B

D - D, 1:33.3

Detail B, 1:5

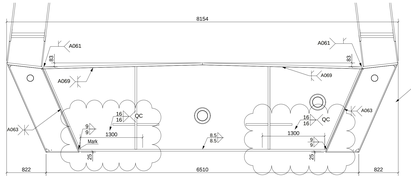

G - G, 1:33.3

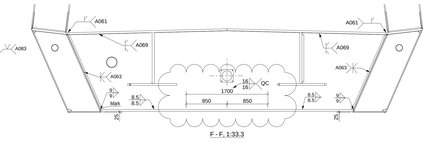

F - F, 1:33.3

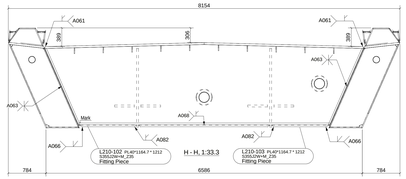

H - H, 1:33.3

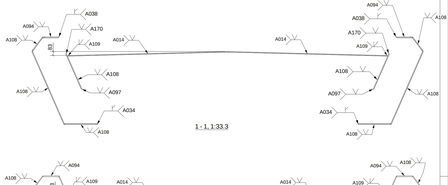

1 - 1, 1:33.3

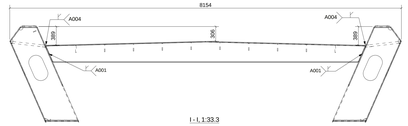

I - I, 1:33.3

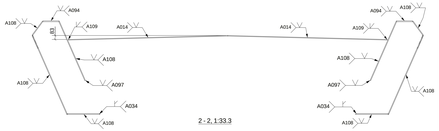

2 - 2, 1:33.3

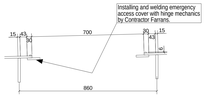

Z - Z, 1:10

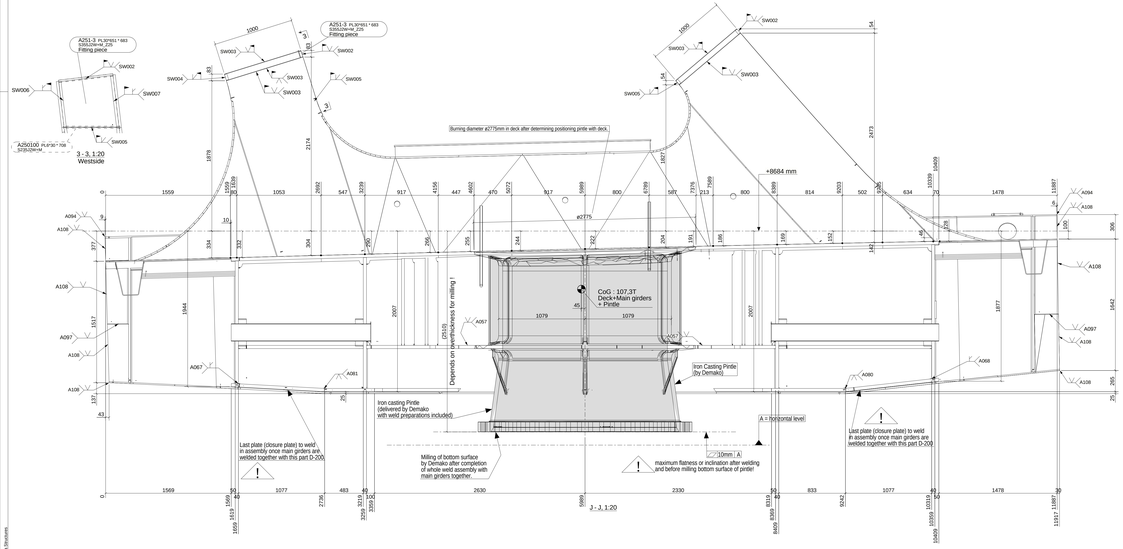

note:
- Excess length (OVL) to be burned off in relation with Pintle position and measurements.
- "300" = the last 300mm weld length of web with flanges will be welded after positioning of pintle in workshop.

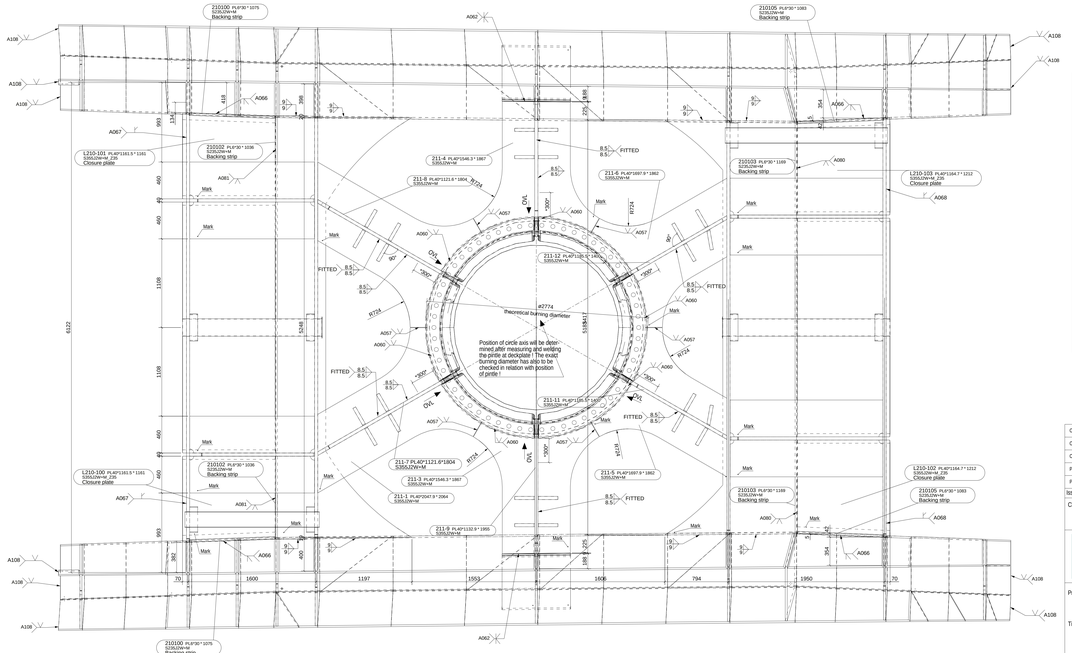

B - B, 1:20

General note :

Execution :

1 - Steel Quality (EN 10025) :
- Flat plates: Grade S355J2W+M to BS EN 10025-5, unless noted otherwise.
- Transverse member Type T1: Grade S355J2WC+M to BS EN 10025-5
- Cable duct and vent pipes: Stainless steel grade 1.4404 (316L)
- Stainless steel shall be corrosion resistance class CRC III, grade 1.4404 stainless steel in accordance with BS EN 1993-1-4 annex A, unless noted otherwise.
- Support steelwork RSA and PPC profiles: Grade S355J2+N to BS EN10025-2
- Steelwork noted on drawing as Z35 in accordance to BS EN 10164:2018.

2 - Gasket Quality :
- Gasket material to be chloroprene (CR) rubber class C50 (50°Shore) to BS 2752:2003.

3 - Shear studs BS EN ISO13918 :
Unless noted otherwise, all shear studs to be 22mm diameter by 150mm high, Type SD1 studs in accordance with ISO 13918:2008.
Steel grade: S235J2 +C470

4 - Welds CLASS 3 :
- All welds shall be performed continuously around the complete perimeter unless noted otherwise.
- Dimensions of fillet welds are minimum effective throat thickness unless noted otherwise.
- Welds according to weld catalogue workshop or worksite:
  - 33036-VBK-SW-ZZ-DR-CB-00001: Weld catalogue Workshop
  - 33036-VBK-SW-ZZ-DR-CB-00002: Weld catalogue Site
- Note 1 : Deep penetration fillet welds to be in accordance with EN 1090-2:2018 §12.4.4 (b) ; see detail Note 1

Detail Note 1

5 - Execution class : EXC2 BS EN 1090-2:2008+A1:2011 :

6 - Tolerances according to BS EN1090-1 and BS EN1090-2 :
- 33036-VBK-SW-ZZ-DR-CB-00003: Fabrication Tolerances

7 - Annotations :
Dimensions in mm.

8 - Conservation :
- 33036-VBK-SW-ZZ-DR-CB-00004: Paint Drawing

9 - Bolted assemblies :
All bolts of tuned mass dampers and baffles to be HR grade 8.8 weathering steel bolts to BS EN14399-1 & EN14399-3 + additional locking nut in standard clearance holes unless noted otherwise.
All stainless steel bolted connections to be grade A4-80 to BS EN ISO 3506-1:2020.

Issue:	Date:	By:	Checked:	Approved:	Description:
C03	30.03.2023	TDB	BDR		Reissued For Construction
C02	18.11.2022	BDR	BDR		Reissued For Construction
C01	28.10.2022	BDR	BDR		Issued For Construction
P02	20.06.2022	BDR	BDR		First Issue - For Approval
P01	30.05.2022	BDR	BDR		First Issue - For Approval

Client: GLASGOW CITY COUNCIL

GOVAN PARTICK BRIDGE — FARRANS A CIMA COMPANY — VICTOR BUYCK STEEL CONSTRUCTION

Project: GOVAN PARTICK BRIDGE

Title: ASSEMBLY DECK + MAIN GIRDERS
200 (Span 2)
assembly drawing

Project number: 2831/21
Paper size: A0++
Scale: As indicated
Projection:

Project	Originator	Functional Breakdown	Spatial Breakdown	Type	Discipline	Number	Revision
33036 -	VBK -	SW -	MS -	DR -	CB -	00027	C03

Trimble Structures