GRID LOCATION	BOTTOM ELEVATION
A/1	10"1/2

PARTS IN ASSEMBLY

ASSEMBLY: C100 **QYT:** 1

Length. (ft in): 29'-7"

PART MARK	SIZE	GRADE	Nº Per Ass.	Nº TOTAL	Length (ft in)	Area (ft²)	Weight (lb)
C100	HSS4X4X1/4	A500-GR.C-46	1	1	28'-10"	36.6	330.7
p100	FL3/8"X4 1/2"	A36	5	5	0'-5"	1.8	12.0
p101	PL1/2"X16"	A36	1	1	1'-5 1/8"	2.3	21.5
p102	FL3/8"X4 1/2"	A36	3	3	0'-9"	1.9	12.9
p104	PL3/8"X7"	A36	1	1	0'-7 1/2"	0.7	4.9
p116	PL3/8"X6 1/4"	A36	1	1	1'-0 9/16"	1.1	8.0
p137	FL1/2"X5"	A36	1	1	1'-0"	0.9	7.6
p138	PL1/2"X2 5/8"	A36	2	2	0'-2 5/8"	0.2	1.5
p139	PL1/2"X1 11/16"	A36	2	2	0'-4"	0.3	1.9
					Total per Assembly	45.8	401.0
					Total	45.8	401.0

SHOP NOTE:
1. ALL MATERIALS THIS SHEET TO BE HOT-DIPPED GALVANIZED AFTER FABRICATION IN ACCORDANCE WITH APPLICABLE PROVISIONS OF ASTM A123, A143, A384, AND A385.
2. VENT FOR HDG AS REQ'D. PLUG VENT HOLES AFTER HDG

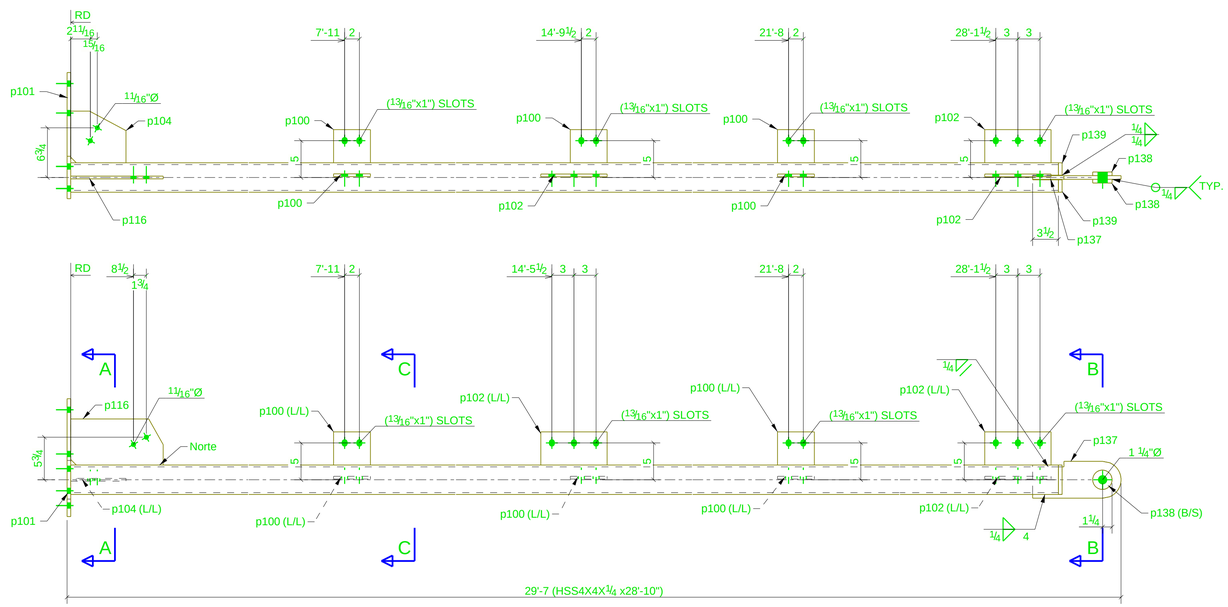

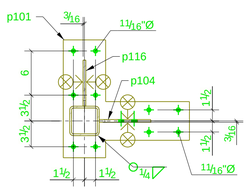

A - A

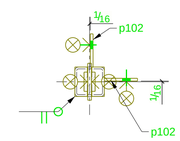

B - B

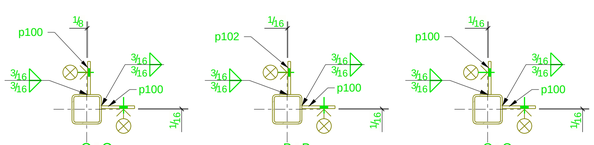

C - C B - B C - C

1 REQUIRED AS DRAWN MARKED C100

PHASE: 1 - (1) REQ'D

FOR FABRICATION

REV	BY	DATE	REMARKS
0	A.L	10.11.2022	RELEASED FOR FABRICATION
A	A.L	09.20.2022	RELEASED FOR APPROVAL

MARRICK
1215 SAINT JULIAN AVE.
NORFOLK, VA 23504
PHONE NO. 757-275-7962
FAX NO. 757-257-5421

SCALE	JOB NO.	DWG NO.	REV
NTS	123223	C100	[0]

DRAWN	A.L	09/20/2022
CHECKED	JDB	10.11.2022

GENERAL NOTES
RE-ENTRY CUTS = 1/2" RADIUS U.N.O.
ALL WELDS 1/4" UNO
ALL HOLES 13/16 DIAM UNO
STEEL GRADE A500-GR.C-46
TOTAL WEIGHT 401.0 lbs

CLIENT: NAVY PORT OPS EAST COAST

PROJECT: 30 FT LHD STAND

SITE: GROTON, CT

Tekla Structures