PLAN VIEW - LVL. + 58,782

1:30

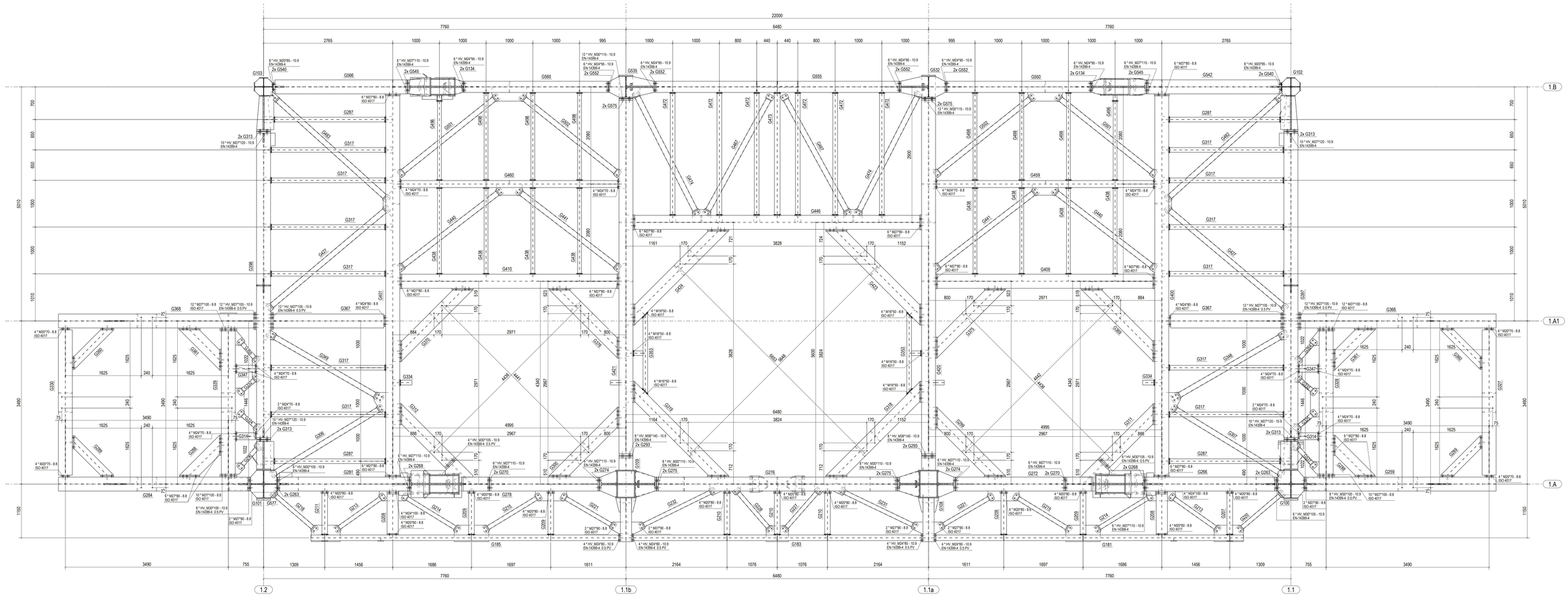

HEA200 DETAIL

1:10

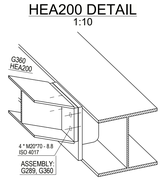

HEA300 DETAIL

1:10

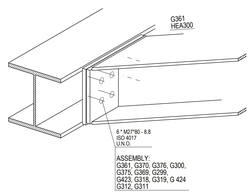

CHS114.3*5.0 DETAIL

1:10

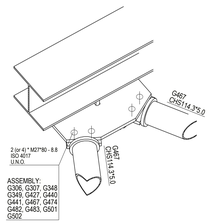

CHS88.9*4.0 DETAIL

1:10

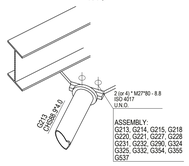

IPE160 DETAIL

1:10

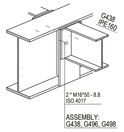

IPE200 DETAIL

1:10

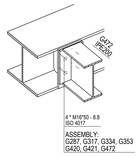

IPE240 DETAIL

1:10

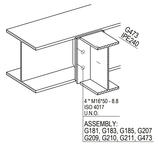

Preload and tightening torques for 10.9 compressed connections Torque method for bolts K1 EN 1090-2 2018			
Screw	Required preloading force Approximate value $F_{p.C} = 0.7 * f_{ub} * A_s$	First step Torque required $0,75\ M_{r1}$	Second step Additional rotation
	kN	Nm	Degrees
M12 10.9 HV - K1	59	$M_{r1} = 0,125*d*F_{p.C}$	According to table 21 EN 1090-2:2018
M16 10.9 HV - K1	110		
M20 10.9 HV - K1	172		
M22 10.9 HV - K1	212		
M24 10.9 HV - K1	247		
M27 10.9 HV - K1	321		
M30 10.9 HV - K1	393		
M36 10.9 HV - K1	572		
M42 10.9 HV - K1	710		
M48 10.9 HV - K1	930		
M56 10.9 HV - K1	1280		

GENERAL NOTES:
1. MATERIAL GRADES:
- ALL PLATES WITH THICKNESS: <15mm TO BE S355J2+N, >=15mm TO BE S355J2+N+Z25, PLATES 55mm THICK TO BE S355J2+N+Z35;
- CHS406.4x10 AND x16 TO BE S235J2H, ALL OTHER HOLLOW SECTIONS TO BE S355J2H.
- ALL OTHER PROFILES (I,H) WITH FLANGE THICKNESS: <15 TO BE S355J2; 15-15mm TO BE S355J2+N+Z15, >19mm TO BE S355J2+N+Z25
- FOR BALUSTRADES: HOLLOW SECTIONS-S355J2H, CONNECTIONS-S355J2+N; KICK PLATES-S235JR;
- CHECKER PLATES TO BE S235JR (WITH WELDED STIFFENERS UNDERNEATH).
2. ALL BOLTS TO COMPLY WITH EN-ISO 4017 AND DIN EN 14399-4 STANDARD.
3. CORROSION PROTECTION - STRUCTURE TO BE PAINTED:
- RAL7000: WHOLE MAIN STRUCTURE (INCLUDING HOIST RAILS), STAIRS, LADDERS AND FLOOR COVERING;
- RAL1034: BALUSTRADES
4. SELECTION OF EXECUTION CLASS:
- CONSEQUENCE CLASS: CC2 (EN 1990:2023 4.3);
- TYPE OF LOADING: SEISMIC. DC2 (PREN 1998-1-1:2024);
- EXECUTION CLASS: EXC2 (EN 1993-1-1:2022 TABLE A.1);
5. ALL PLATFORM LEVELS DONOTES TOS LEVELS (NOT FFL)
6. ABBREVIATIONS:
- FFL - FINISH FLOOR LEVEL
- TOS - TOP OF STEEL
- U.N.O. - UNLESS NOTED OTHERWISE

Tekla Structures