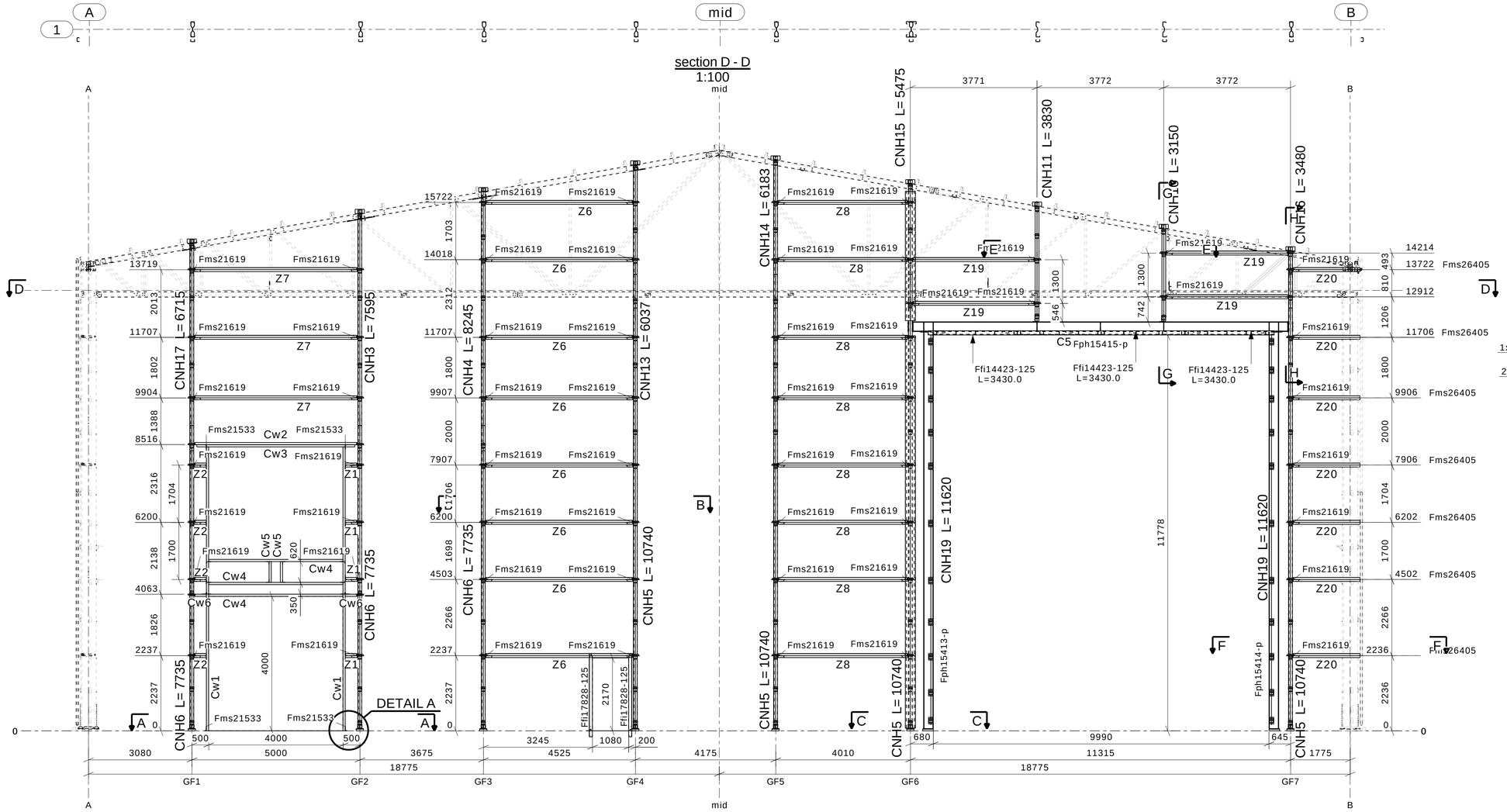

AXIS 1
1:100

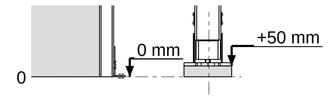

Detail A , 1:20

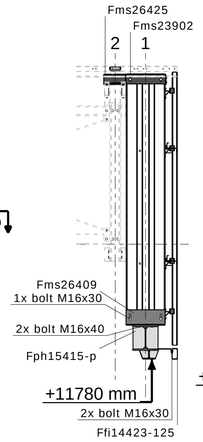

section G - G
1:50

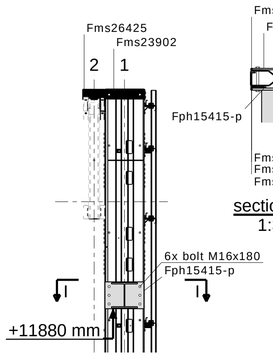

section H - H
1:50

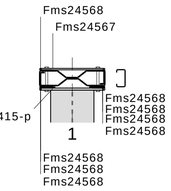

section I - I
1:30

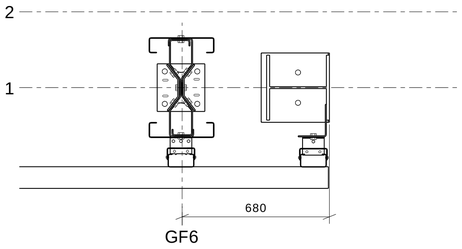

section C - C
1:20

C-profiles			
8 x	C2	C120X2.0	L= 3950.0
2 x	C3	C120X2.0	L= 3815.0
1 x	C5	C120X2.0	L= 10300.0
8 x	CNH1	C120X2.0	L= 6935.0
1 x	CNH3	C120X2.0	L= 7595.0
1 x	CNH4	C120X2.0	L= 8244.5
4 x	CNH5	C120X2.0	L= 10740.0
3 x	CNH6	C120X2.0	L= 7735.0
1 x	CNH10	C120X2.0	L= 3150.0
1 x	CNH11	C120X2.0	L= 3830.0
1 x	CNH13	C120X2.0	L= 6037.5
1 x	CNH14	C120X2.0	L= 6183.0
1 x	CNH15	C120X2.0	L= 5475.0
1 x	CNH16	C120X2.0	L= 3480.0
1 x	CNH17	C120X2.0	L= 6715.0
2 x	CNH19	C120X2.0	L= 11620.0
2 x	CNH22	C120X1.5	L= 3886.0
2 x	Cw1	C120X65X3.0	L= 8448.5
1 x	Cw2	C120X65X3.0	L= 4700.0
1 x	Cw3	C120X65X3.0	L= 4841.0
3 x	Cw4	C120X65X3.0	L= 3995.0
2 x	Cw5	C120X65X3.0	L= 620.0
2 x	Cw6	C120X65X3.0	L= 353.0
Z-profiles			
4 x	Z1	Z120X1.5	L= 350.5
4 x	Z2	Z120X1.5	L= 356.0
28 x	Z3	Z120X1.2	L= 5385.0
6 x	Z5	Z120X1.5	L= 3796.0
8 x	Z6	Z120X1.5	L= 4366.0
3 x	Z7	Z120X1.5	L= 4841.0
8 x	Z8	Z120X1.5	L= 3851.0
4 x	Z19	Z120X1.5	L= 3612.0
7 x	Z20	Z120X1.5	L= 1990.5

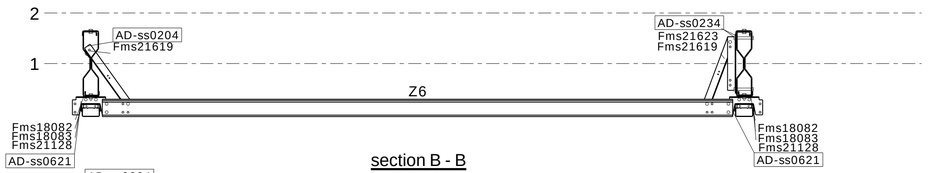

section B - B
1:30

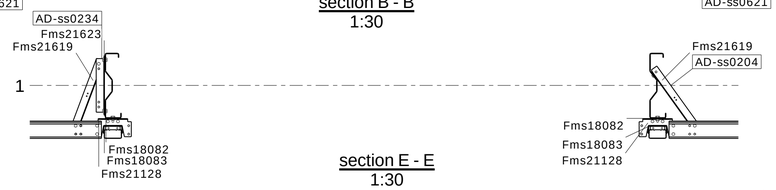

section E - E
1:30



section A - A
1:30

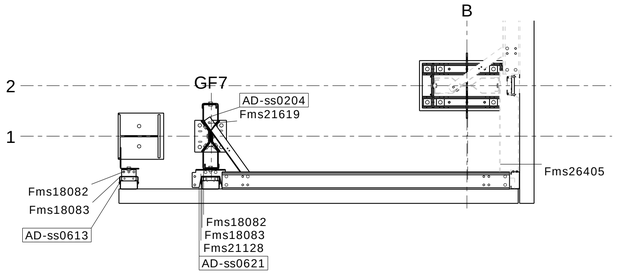

section F - F
1:30

FRISOMAT
BUILDING DREAMS IN STEEL SINCE 1978
N.V./S.A.
Stokerijstraat 79
B-2110 WIJNEGEM (ANTWERP)
tel: +32 3 353 33 99
fax: +32 3 353 32 52
e-mail: info@frisomat.be

client:
Siemens Hull
United Kingdom

KNI

FRISOHALL FC_TR_10°	
width:	38.00 m
height:	13.90 m
length:	143.80 m
type:	380/139
project:	ax2400149
order:	EX 015-24
Gable wall Axis 1	

scale: 1:20, 1:30, 1:50 | date: 10.07.2024

Tekla Structures