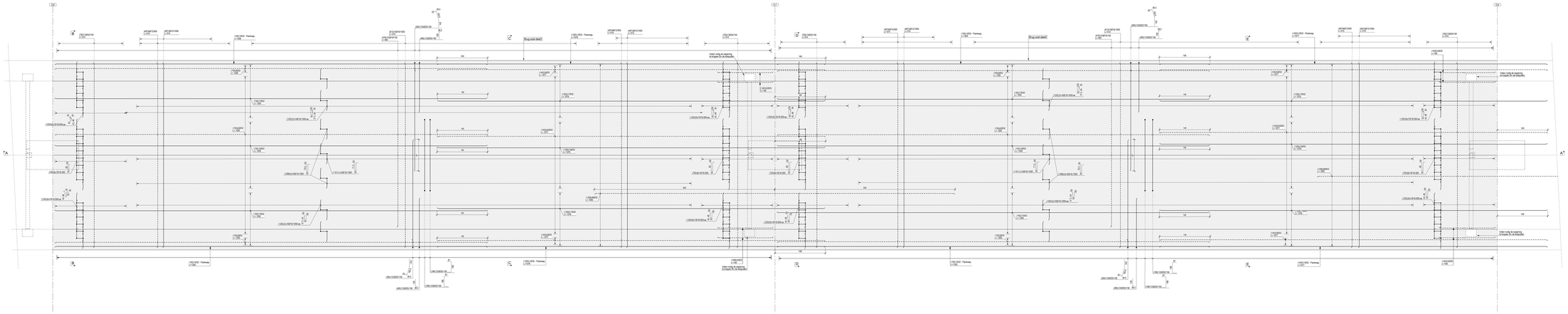

PLANZICHT BRUG-OOST-DEEL3&4
Schaal 1:25

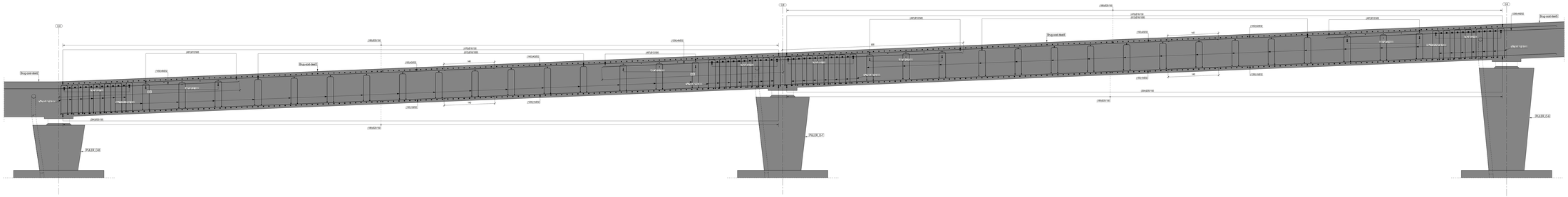

SNEDE A-A
Schaal 1:25

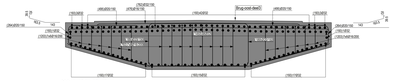

SNEDE B-B
Schaal 1:25

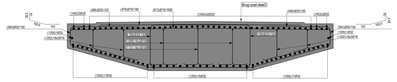

SENEDE C-C
Schaal 1:25



SNEDE D-D
Schaal 1:25

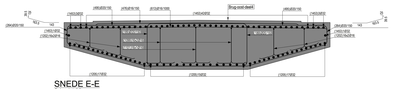

SNEDE E-E
Schaal 1:25

MATERIALEN:

- Ter plaatse gestort ongewapend beton:
  - Betonkwaliteit: GB C12/15
- Ter plaatse gestort gewapend beton:
  - Brugdek
    - Betonkwaliteit: GB C40/50 EE4
    - Betondekking: 60mm
  - Enkele pijlers
    - Betonkwaliteit: GB C40/50 EE4
    - Betondekking: 60mm
  - V-Pijlers:
    - Betonkwaliteit: GB C35/45 EE4
    - Betondekking: 60mm
  - Funderingszool:
    - Betonkwaliteit: GB C35/45 EE4 / ES3
    - Betondekking: 50mm
  - Landhoofd:
    - Betonkwaliteit: GB C35/45 EE4
    - Betondekking: 55mm

BETONSTAAL (Ø):
- BE 500 S, DE 500 S,

Overlapengte(ρ1_bot [mm])		
Diameter [mm]	Diameterlengte bekist [mm]	C40/50
8	240	
10	290	
12	350	
14	410	
16	470	
20	590	
25	730	
32	930	

Overlapengte(ρ1_2 [mm])		
Diameter [mm]	Diameterlengte bekist [mm]	C40/50
8	360	
10	440	
12	530	
14	620	
16	710	
20	870	
25	1100	
32	1400	

BETONSTAAL (Ø):
- BE 500 S, DE 500 S,

Minimale afmetingen van de buigbeschermlaatjes in mm (PTV 39N3 2010)				
Vaste, buiten, hoken (langsen)		Opgelegen stoven of andere gescrode stoven (hoekkepenring)		
		De minimale diameter van de kepenen is afhankelijk van de mmmm