TOP VIEW 1:30

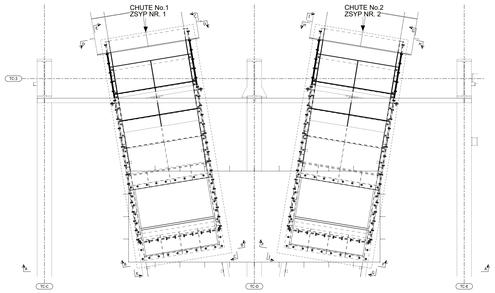

CONNECTION OF THE CHUTE WITH STRUCTURAL STEEL
POŁĄCZENIE ZSYPU Z KONSTRUKCJĄ

A1 - A1 1:25

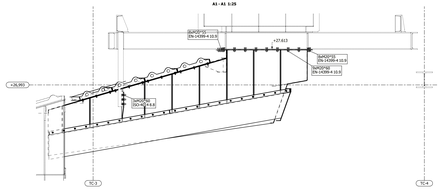

A2 - A2 1:25

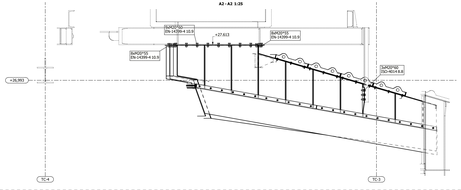

B - B 1:25

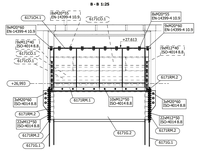

C - C 1:25

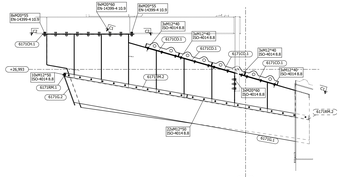

D - D 1:25

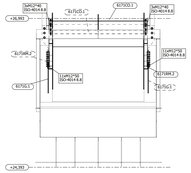

E - E 1:25

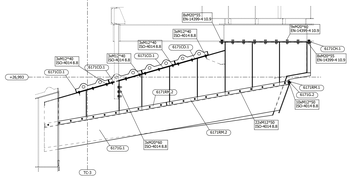

F - F 1:25

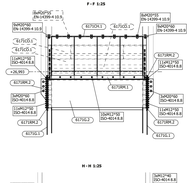

G - G 1:25

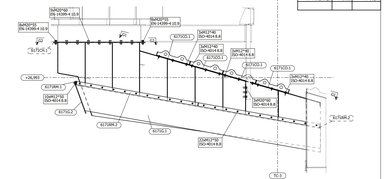

H - H 1:25

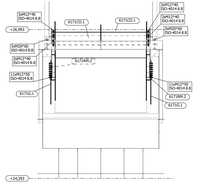

I - I 1:25

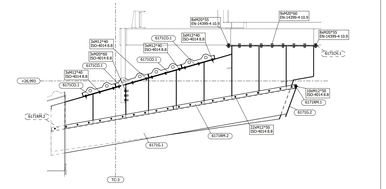

CONNECTION OF THE CHUTE WITH STRUCTURAL STEEL
POŁĄCZENIE ZSYPU Z KONSTRUKCJĄ

A - A 1:30

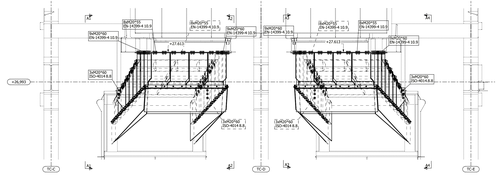

CONNECTION OF THE CHUTE WITH STRUCTURAL STEEL
POŁĄCZENIE ZSYPU Z KONSTRUKCJĄ

A4 - A4 1:25

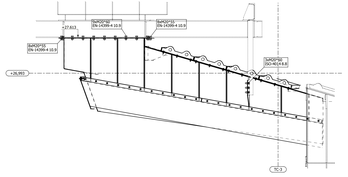

A3 - A3 1:25

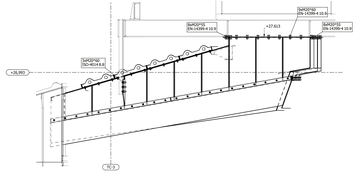

C1 - C1 1:25

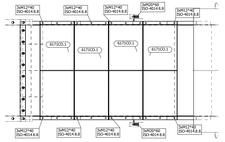

C2 - C2 1:25



G1 - G1 1:25

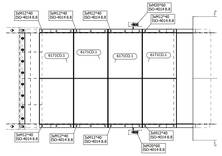

G2 - G2 1:25

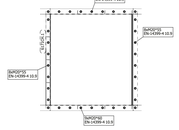

3D VIEW 1:30

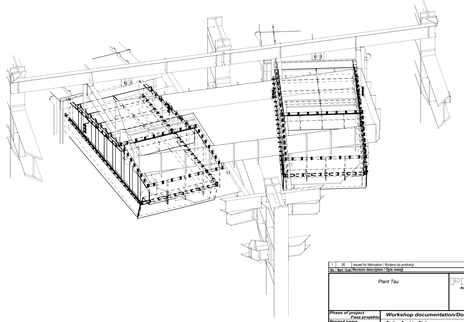

Note:
Bolts HV EN-14399-4 10.9 - Non-pre-tensioned bolt connection
HV100% - Pre-tensioned bolt connection

Uwaga:
Śruby HV EN-14399-4 10.9 - połączenia nie sprezane
Stopień sprzężenia 100% - połączenie sprezane

Revision			
Nr	Date	Description	Prepared by
00	2025-12-18	Issued for fabrication / Wydane do produkcji	SL

Nr. Rev.	Sign.	Description	Date	Sign.
00		Issued for fabrication / Wydane do produkcji	2025-12-18	

Plant Tau

PROMOSTAL
Przedsiębiorstwo Budowlane
ul. Fabryczna 7/29
16-020 Czarna Białostocka
tel. +48(085) 870 90 01
fax +48(085) 870 90 02
www.promostal.pl

Phase of project / Faza projektu	Workshop documentation/Dokumentacja warsztatowa
Project name / Obiekt	Tertiary Crushing Station
Drawing title / Tytuł rysunku	Chutes above Feeders_TS302
Designer / Projektował	
Modelled by / Modelował	inż. Paweł Stefanowicz
Checked by / Sprawdził	mgr inż. Paweł Lapkowski
Drawing No / Numer rysunku	0872 - 7230Z-M-40-08
Scale / Skala	1:25, 1:30
Revision / Rewizja	00
Paper size / Format	A1+

Date of issue / Data wydania: 2025-12-18

Note: Drawing to be read in conjunction with other relevant drawings / Rysunek należy czytać łącznie z innymi rysunkami

Note: Drawing is the property of PROMOSTAL. Copying and use for other purposes is prohibited without a written agreement. / Rysunek jest własnością PROMOSTAL. Kopiowanie i użycie w inny sposób niż w celach umowy jest zabronione bez pisemnej zgody.

Data: Brzozowa