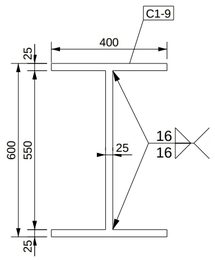

VI-600x400x25x25
1:15

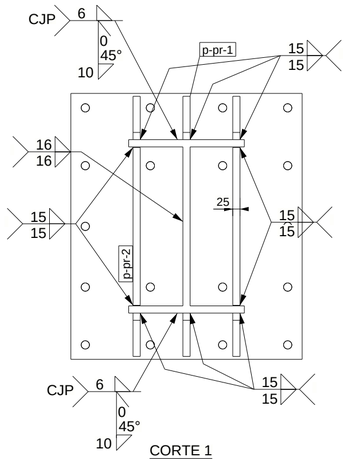

CORTE 1
1:15

No. 1, Conjunto C1-9

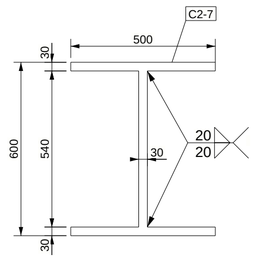

VI-600x500x30x30
1:15

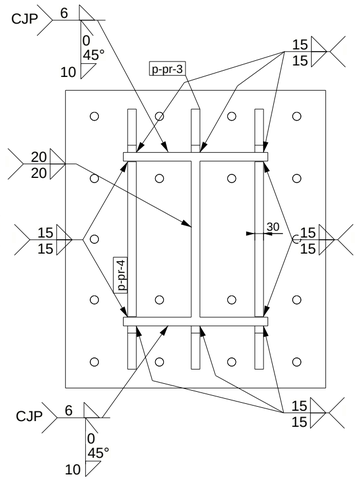

CORTE 2
1:15

No. 1, Conjunto C2-7

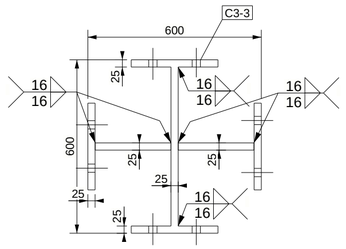

Cruciforme VI-600x300x25x25
1:15

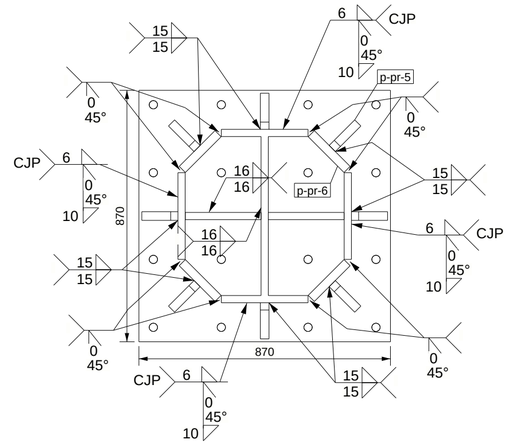

CORTE 3
1:15

No. 1, Conjunto C3-3

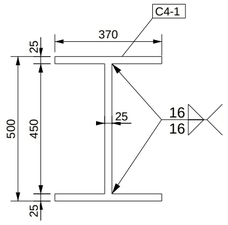

VI-500x370x25x25
1:15

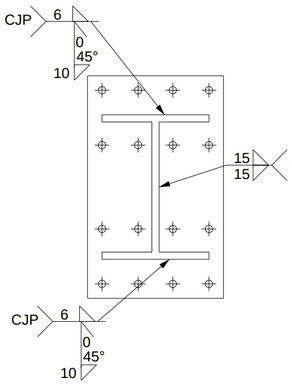

CORTE 4
1:15

No. 1, Conjunto C4-1

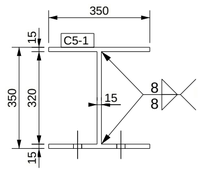

VI-350x350x15x15
1:15

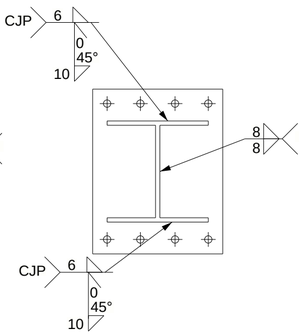

CORTE 5
1:15

No. 1, Conjunto C5-1

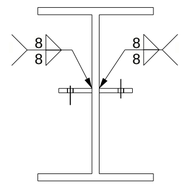

DETALLE PLACAS CORTE
1:15

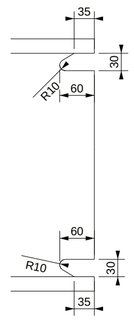

DETALLE AGUJERO TIPO 1
1:7.5

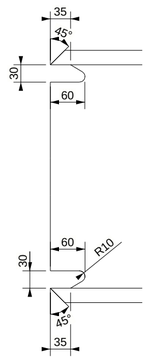

DETALLE AGUJERO TIPO 2
1:7.5

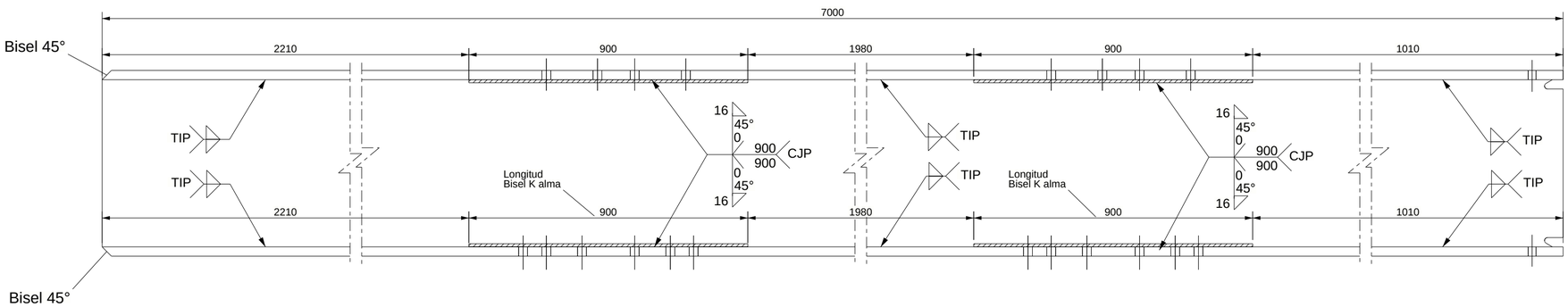

DETALLE SOLDADURA COLUMNA TIPO
1:12.5

NOTA:
Verificar la soldadura CJP en planos de parte según la longitud de bisel en alma

Nº rev.	Revisión	Descripción de revisión	Fecha revisión

PROYECTO: EDIFICIO MAWA
TÍTULO DIBUJO: DETALLES SOLDADURA COLUMNAS
CONSTRUCTOR: KUBIEC S.A.
CLIENTE: Manta-Ecuador

Detallado: A. Guaman
Fecha: 31.10.2023
Escala: 1:7.5

MATERIAL: A572-50, SALVO INDICACIÓN
CALIDAD TORNILLOS ASTM A-325, SALVO INDICACIÓN
SOLDADURAS SEGUN AWS D1.1, SALVO INDICACIÓN
PROYECCIÓN

PROYECTO:
DIBUJO: M [1]
Tamaño: A2
ESTADO: